

GAME MANUAL

The cover art features a central portrait of two military leaders: on the left, a white man in a US Navy officer's uniform with a cap, and on the right, a Japanese man in a military uniform with a high collar. The background is a textured, greyish-blue collage of war-related imagery, including biplanes in flight, soldiers in a trench with rifles, and naval ships at sea. The title 'WARPLAN' is written in large, bold, dark blue letters with a yellow 'W' that has horizontal stripes, and 'PACIFIC' is written below it in smaller, dark blue letters. The entire title is framed by two horizontal lines.

WARPLAN



PACIFIC





CONTENTS

1. DESIGNER NOTES	4
2. INTRODUCTION	8
3. INSTALLATION REQUIREMENTS	8
4. GAME SCALES	9
5. MAIN MENU	10
6. SEQUENCE OF PLAY	14
7. GAME INTERFACE	15
7.1 Hot Keys and Mouse Functions	16
7.2 Game Toggles	17
7.3 Undo, Previous Unit, Next Unit	17
7.4 End Turn, Help, Options, Save, Quit	18
7.5 Accessibility Buttons	18
7.6 Map Information	18
7.7 Menu Items	20
8. UNITS	31
8.1 Land Units	34
8.2 Air Units	37
8.3 Naval Units	38
8.4 Support Units	39
8.5 Unit Attributes	43
9. ADVANCEMENTS	47
10. SPECIALTIES	49





11. THE MAP

51

11.1 Terrain

54

11.2 Resources

55

11.3 Weather

57

11.4 Logistics

58

12. SUPPLY

59

13. MAP INTERFACE

69

14. MOVEMENT

78

14.1 Air Unit

78

14.2 Land Unit

78

14.3 Naval Fleet

79

14.4 Reconnaissance

80

15. COMBAT

81

15.1 Land Combat

82

15.2 Air Combat

87

15.3 Naval Combat

89

16. PRODUCTION

100

17. INTELLIGENCE COMMUNICATIONS (COMINT)

103

18. DIPLOMACY AND WAR

104

19. VICTORY

106

20. MULTIPLAYER

106


21. REFERENCES

107

22. CREDITS

107





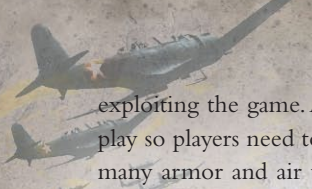
1. DESIGNER NOTES

WarPlan Pacific is a World War 2 wargame that attempts to simulate the military conflict of the Pacific theatre from 1941 to 1945. It allows many options within the game system that are different from history. It is not a country-building game like other systems that use World War 2 as their background or a historical recreation game. WarPlan Pacific focuses on ease of interface to allow players to focus on strategic and operational problems allowing the game to flow quickly. WarPlan Pacific has a fair amount of game mechanics and thinking depth to it.

The concept for WarPlan Pacific came from many years of playing early computer and board wargames such as SSI's Carrier Strike, World in Flames, SPI's PTO, War in the Pacific, the Hearts of Iron series, and famously the Third Reich follow up board game Rising Sun. WarPlan Pacific takes the best game mechanics and incorporates them into the WarPlan engine. The scales can range from battles to theatres.

The map scale sets the stage for dynamic strategies to allow a fluid moving front. Each type of terrain has variations within itself in defense, movement, and airfield attributes depending on how much of the hex that terrain fills. I designed a smaller compliment of units with more diversity of abilities. Some units have up to 12 different configurations depending on advancements and specialties without overwhelming the player. I added multiple hex attack with automatic air ground support to minimize the number of mouse clicks.

The production system was designed based on important strategic war materials. Steel is the main production component of the game that produces ships, tanks, and guns. Oil is another component of the game that highly impacts the Axis powers while being less important for the Allies. Manpower affects Japan potentially and has little effect on the Allies. Logistics is the ability to field an military force which replaces the standard force pool model most games have. This creates decision points for the Western Allies more than any of the other countries. With an abstract logistics system, players have greater flexibility without

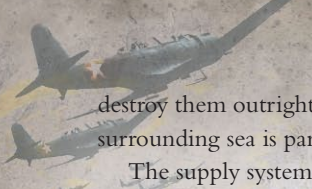


exploiting the game. Advanced unit types use more logistics to put in play so players need to make a balanced force to succeed. Creating too many armor and air units will cause difficulty in rougher terrain and urban areas, use more oil, and use more supply, while generating less physical land forces. Creating all infantry units will slow down frontline progress while being vulnerable to armored and air units. Large navies are slow to build and expensive to maintain. The advantage the Japan has is an early naval advantage vs all the Allies. The Allies have a resource and logistical advantage but start with a smaller in a very vulnerable position. WarPlan Pacific is about manipulating resources, logistics, time, territory, and most importantly naval superiority.

Most countries have their unique land military forces specific to their country. England is the default average value for land units; Japan rare surrenders; the USA has more firepower; the USSR has more strength; China has the most manpower. Japan has an experienced navy boasting the most battleships and carriers after the Pearl Harbor attack turn. Minor countries have different attributes which represent their equipment and training at the time of the war. Air units are the same for all countries. All the major powers have different naval unit attributes.

Advancements represent yearly improvement in technology and combat doctrines. It is a simple system to keep the game balanced. Advancements are the simplest and most predictable portion of the game but with some choices.

The map is based on a Mercator map scale projection due to the vast distances across the Pacific. This means that the map is scaled down to allow easy play. Map areas represent 80 km, 50 miles, in diameter per hex. WarPlan Pacific has beach hexes and invasion hexes in which an invader can land recreating more accurate situations during invasions. Having a land unit on a beach or invasion hexes makes it more vulnerable to air attacks. Invasion forces can be supplied and supported by naval forces from shore. Air forces are there to reduce the effectiveness of the defenders, do some damage, and slow down their movement, but not



destroy them outright. Invasions need to be planned, and control of the surrounding sea is paramount for support and supply.

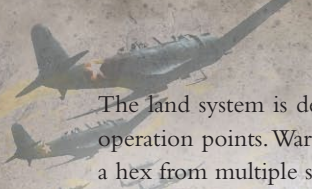
The supply system mimics the complexity and problems of overseas supply. There is a strategy of time vs port ownership during the game players will learn about. Supply is affected by naval and air units in the region that can impact air forces, naval units, and land units. Each port has a supply capacity that allows for a limited amount of strength points and oil it can support. Range from a port also plays a role in supply cost. Players do have other options in using extra supply trucks to maintain a higher supply and effectiveness or dumping supplies on shore from ships. This makes invasions much more difficult to execute.

The naval system is based on stacks of naval groups. The scale is 1 capital ship, BB, CV, and CVL, per naval group to match the scale of the game accurately. While aircraft carriers hold considerable firepower, 3 carrier groups are required to compensate for an equally trained air force on land. Naval units are used to contest sea areas and to support or prevent land forces, air forces, and supply. There are no interceptions of other naval units as they move along a path. A player can intercept a fleet once it has stopped. A player must move toward an enemy and attack it. Reconnaissance levels provide the ability to detect an enemy fleet and engage it in combat. Naval fleets out at deep sea are very difficult to find.

Half the Royal Navy was sent to hunt down the Bismarck. The naval system allows for some tactical opportunities of maneuver and deception during a naval operation.

The air system is can be automated if a player chooses. Air units can attack production and other units impacting their strength and effectiveness.

Air forces in World War 2 were not as effective in destroying ground forces as reported. This is reflected in WarPlan Pacific as only a portion of the damage applied to land and air units is actual damage to their strength.



The land system is designed to move and attack as long as a unit has operation points. WarPlan Pacific makes it as easy as possible to attack a hex from multiple sides. Different land units have different functions in the game. Infantry is more effective at taking difficult terrain while armor is more effective in open terrain. Units can be specialized to help in difficult situations through the accumulation of specialty points.

WarPlan Pacific has specific rule sets and modifiers for different situations which make it exclusively a World War 2 game. Some of these include bottoming of ships, truck supply, limited port supply, specialties, and combat modes.

The computer A.I. was designed with a single notion, to not do anything stupid as best it can. It will generally follow history but also follow what makes logical sense for the countries to do. A player can set Japan or the Allies to take an potential alternate route to victory. Japan will take all the strategic objectives to create a defensive perimeter around their country. The USA will island hop its way to victory. There are limitations on how well a computer opponent can play in a game of this complexity. A computer opponent can't beat a fair human player in this type of game without help. No A.I. in a game of this scale can when the field is balanced, not yet at least. The intricacies of strategy are too complex for a single home computer to handle in a reasonable amount of time. The Allied A.I. is designed to play with absolute historical forces. This means that the USA capital ships will come in at historical dates. All ships that were currently being built are already in the production queue of each country. This game will be best when played vs another person or as the Allies vs the Axis computer. If players want a better challenge, they can adjust the level of experience and supply the A.I. receives to make for a tougher game.



2. INTRODUCTION

WarPlan Pacific is a corps/division level wargame that simulates World War 2 campaigns using land, naval, and air forces to represent each of the countries involved in the conflict. There are economic and political aspects of the game that allow flexibility while keeping the play balanced. The play is very similar to board wargames of the same genre. Each side takes its turn moving and attacking. The turns rotate back and forth between both players. In the main 1939 scenario, there are events that happen throughout the game that mimic important historical events that affect the players. Mostly these events are targeted at neutral minor countries and their part during the war. The game is balanced for heads up play via PBEM.

For WarPlan Pacific diplomacy is turned off as this is purely a wargame with all powers involved already at war with the exception of the USSR that does come in at the historical date.

Included are other variants of the main scenario for flavor and more flexibility. I strongly suggest these scenarios be played exclusively vs another player as there are too many variables to account for with a computer opponent.

3. INSTALLATION REQUIREMENTS


OS: Windows 7 SP1+

Graphics card with DX10 (shader model 4.0) capabilities

CPU: SSE2 instruction set support

Game Play Screen Resolution: 1366x768 or higher

Editor Screen Resolution: 1920x1080 or higher



4. GAME SCALES

SCALE OF STRENGTH ATTRIBUTE

Land Strength Point = 1,500–2,500 soldiers

Air Strength Point = 15–25 front line combat aircraft

Naval Unit (5–6 strength points) = 2 capital ships or 3–5 cruisers with supporting vessels per unit

UNIT SCALES

Division = 15,000–20,000 soldiers

Small Corps = 30,000–40,000 soldiers – usually paratrooper, mountain

Large Corps = 50,000–60,000 soldiers

Army (China and USSR only) = 35,000–70,000 soldiers

Air Unit = 300–400 combat aircraft

Carrier Group = 1 aircraft carrier with 40–90 combat aircraft + support ships

Battle group: 1 battleship/battle cruiser + support ships

Cruiser group: 4 heavy cruisers + escorts

Destroyer group: 5–7 light cruisers + escorts or a destroyer patrol

Patrol craft group: various coastal patrol and motor boat ships.

Sub group: 6–18 active submarines out at any one time

Escorts: 8–10 frigates, escorts, and corvettes for trade routes

Merchant Marine: approximately 100,000 tons of active convoys

MAP SCALES

The map for the main scenarios is based on a *Mercator's Map* design due to the vast distances of the Pacific. This was done to make it easier for players to manage the game. Some locations were purposely made smaller to accommodate better play, for example, Australia is enormous but for game play the hexes are scaled down some. Most of the main scenario maps are 80km, 50m, per hex scales with the compressed parts representing more miles per hex.

TURN LENGTH

After each side has performed its turn, the game advances 2 weeks.

5. MAIN MENU

If you are familiar with wargames, you can get into the game right away by loading a scenario and using the help and tooltips. Almost all buttons and toggles have a tooltip to understand their function. An activity report appears before each turn starts to review any important action that has happened militarily, economically, or politically that your side is allowed to see.



Game play buttons



Game Toggles



File and option menus

Square icons are buttons, hex icons are toggles, circle icons are game functions. The game functions appear on the far right of the screen. The “?” circle button on the far-right side gives information about play, hotkeys, and units. It will describe how to use the mouse to move and attack with units. This is

the easiest and quickest way to learn the game system.

The objective of the game is to expand, capture, and hold as many

victory objectives as long as possible throughout the game. The game is scored on how well an individual country performed and how well the Axis or Allies performed. This allows players to work toward higher victory score goals as they play more games. Each country has a victory goal that might be greater or less than their opponent’s goals.



Main Menu – When the game first loads the main menu will appear. From here you can choose to play a new game vs the computer or hot seat, load a saved computer or hotseat game, multiplayer, edit and create your own scenarios, change options, look at credits, or quit.



New Game (computer or hotseat) – Starting a new game is easy on the main menu. Selecting New Game will bring up a list of scenarios and scenario options. Toggle through the buttons on the left to select which side to play vs the computer, or heads up. If playing the computer chose your computer land experience and supply effectiveness for a more challenging game. Hitting *Start* begins the scenario.

Computer Plan – Historical means the computer opponent will stick to the historical plan of the side it is playing. Toggling it to random means it will select from other possible alternative plans. Generally it is best to keep the A.I. at historical settings.

Load Game – This allows you to load a previous computer or hotseat game.

Multiplayer Game Login – Login to the system, If you have an existing PBEM++ account, or create a new account. Your serial number will automatically be registered on the server.



PBEM Game Menu – After you log in to the account, two windows will appear. The left window allows you to select your game, side, and a private game password. The right side shows the current challenges issued by other players and the games you are currently playing. Both panels have information about your game and buttons to accept, start your turn, cancel a challenge, or resign a game.

Editor – If you want to make your own scenarios or edit current ones, use the game editor. You can choose from an existing game or create a new one.



If you want to delete a scenario, go to the directory the scenario is in. The ability to delete campaigns from the menus has been purposely removed, so players won't remove key game data or accidentally delete their own work from the game.



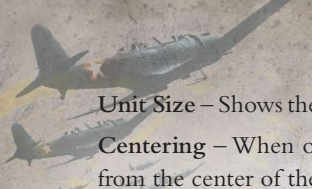
Options – These change many of the game play features of the game. The ones listed below are further explained beyond the hover tooltip for the game.

Ease of Access – Create buttons for locking Shift, Control, and Alt for physically impaired gamers in the menu row

Scroll – When on, the mouse can move the map when on the edge of the screen

Details – When on, the details panel is always on for a unit

Reset Panel – If the information panel has gone off screen, this will reset its position to the lower left.



Unit Size – Shows the X's on the top of the unit for its size organization.

Centering – When on, a selected unit will center if it is too far away from the center of the screen.

My Attack Delay – How long before the battle popups vanish on your attacks

A.I. Move Delay – How fast you see the computer opponent move

A.I. Attack Delay – How long before the battle popups vanish on computer attacks

Land, Air, Naval Statistics – How information is displayed for units on the map

Unit Text/Bars – Shows numbers or bar for unit information when selecting a unit in the main unit panel.

Counter Set 1 and 2 – Counter set 1 is NATO symbols; counter set 2 is silhouettes.

Unit Hover – When on, shows a small panel above units not selected indicating strength and effectiveness.

Diplomacy – When on, allows the use of influence points. For the base scenarios I suggest leaving this selection off.

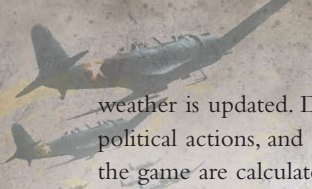
UI Scale – Scales the user interface. This feature can only be used when in a game.

Default – Resets all options back to the original settings.

Change A.I. Settings – A player may also change the A.I. difficulty during the game on the right hand side.

6. SEQUENCE OF PLAY

Each turn calculates all functions of the game before the player is allowed to play their turn. Both players take turns controlling their side's actions. Once they are done, they click *End Turn* and it is the opponent's turn. Once both sides have played, the date changes and the




weather is updated. During a turn, players build, move units, perform political actions, and deploy forces. Between turns all other aspects of the game are calculated including production, resource and rail repair, convoy battles, supply, unit upgrades, research, supply, out of supply effects, tracing trade routes, and calculating supply ship interceptions. This allows players to focus on playing rather than micromanaging game resources. The previous turn's movement and battles are shown on the map and can be viewed via the *Combat Logs*.

7. GAME INTERFACE



The far-left side shows the current date and the current side that is taking its turn. To the right of that are the 7 main menu functions. The first 8 hexagon icons are the map toggles for different visuals on the map. Hotkeys are in *bold* for these hexagon toggles in the tooltip shown when hovering over them. Hexagons 9 and 10 are to hold the shift and control key down for land attacks. Next are the Battle Report, Victory hexes, and undo, previous, and next unit buttons. On the far right are the game functions including ending the current turn, help, options, save, and quit. By default, tooltips is turned on. Most buttons and icon have tooltips. The arrow keys may be used to scroll the map. The mouse may be used to scroll the map, but this option may be disabled in the Options menu. If *Ease of Access* is enabled the three optional buttons for CONTROL, ALT, and SHIFT are shown just to the left of the circular buttons.

Using the arrow keys, or moving the mouse to the edge of the screen, moves the map. Using the scroll on the mouse, or the + and - keys, will zoom in and out on the map. Mouse scrolling can be turned off in the Options menu. When a unit is left-click selected, its information and options become available on the left side of the screen. Menu items are selected by left-clicking. Units on the map are selected by left-clicking and doing an action by right-clicking. Placing units on the map from the deployment queue is also done by left clicking.



7.1 HOT KEYS AND MOUSE FUNCTIONS

ESCAPE = Close menu item or unit panel

C = Hex control toggle

A = Enemy Action toggle

H = Hex grid toggle

W = Weather toggle.

L = Logistics map toggle of rail, roads, and convoy routes

U = Units toggle

S = Supply map toggle

T = Active convoys toggle

B = Battles toggle

V = Victory hex toggle

R = Toggle showing friendly air ranges between air superiority, bombers, and turning them off

I = Toggles communications intelligence circles on or off

N = Next unit with operation points

P = Previous unit with operation points

+ and - or Mouse Scroll Wheel on the map = Zoom the map in and out

Mouse Scroll Wheel on a panel – Scroll list of present panel

[and] = decrease or increase user interface size

1, 2, 3, 4 = Select air unit mission

D = Toggle invasion hexes next to fleet

M = Toggle unit mode

G = Change between garrison and normal status

E = Toggle unit repair


K = Use supply truck on land or air unit

Z = Show all potential invasion hexes within a fleet's range

CTRL + arrow button in *Production* = Add or subtract 50

CTRL + arrow button in *Convoy and Escorts* = Add or subtract 5

CTRL + move over friendly land units = Add this unit to the stack for a land attack.



CTRL + RMB + fleet selected + move over land tile = Unload first land unit in fleet to hex.

SHIFT + move over enemy = Select all land units to attack a hex

ALT + move over friendly = Merge selected land units

ARROW KEYS = Scroll the map

Right Mouse Button Hold + move mouse = Scroll the map

7.2 GAME TOGGLES



There are 11 map and function toggles indicated by the hexagon icons. They are from left to right **C**ontrol, **H**exes, **L**ogistics, **S**upply, **E**nemy Action, **W**eather, **U**nits, **T**rades, and the optional **L**ock Shift Key, **L**ock Control Key, **L**ock Alt Key, **B**attles, and **V**ictory Objectives. The bolded letter of each identifier represent the hotkey for that toggle. The Battles toggle is a hover/toggle. Toggling it on shows each battle result on the top center of the screen. Leaving it off allows players to hover over the toggle to view the last battle's results.

Enemy action for land units will only show if their origin or reconnaissance level is higher than the lowest value. For fleets unit it will only show if the fleet is visible.

7.3 UNDO, PREVIOUS UNIT, NEXT UNIT



Undo Move – On the right is the undo move button.

This button is available when the moving land unit has not affected the map or enemy units in any form including revealing information.

Previous and Next Unit – This moves to the previous/next unit that has operation points remaining.

If your resolution is 1366x768, the undo and previous/next unit icons will appear as smaller icons to the left of the production button.

7.4 END TURN, HELP, OPTIONS, SAVE, QUIT



On the far right will be found the end of turn, help, options, save, and quit buttons.

7.5 ACCESSIBILITY BUTTONS




Toggle button access for the CONTROL, ALT, and SHIFT keys.

7.6 MAP INFORMATION

Critical Display Buttons – The right side of the screen is reserved for important information about the game. When something of importance

RIGHT SIDE INFORMATION BUTTONS

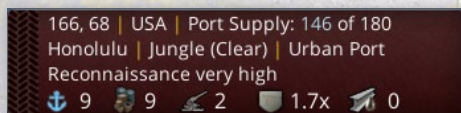
-  No transports available to send supplies to port
-  Port supply interdicted by enemy naval or air force
-  Unit can't access main or port map supply
-  Unit supply level is zero
-  Unit supply level is low
-  This country is out of oil
-  This country is low on oil
-  This country is low on manpower
-  Partisan activity
-  General Killed

occurs relative to supply or partisan activity, a column of buttons will appear on the right side. A player may click the button to take them to the location of the information. Hovering over the button will give information about the warning. The icons also tell you what kind of problem it is. Clicking the button takes you to the location and removes the button.



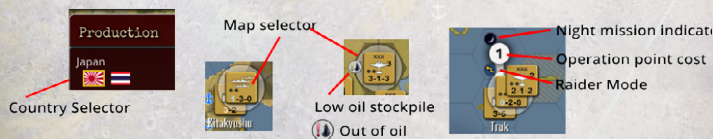
Mini Map – On the lower right corner of the map there is a smaller version of the map. When players click a location on the mini map, the large map will move

to that location. The crosshairs show where your mouse cursor is at on the mini map.



Information Panel – The lower left corner of the map shows a moveable hex

information panel showing information about the hex over which the mouse is hovering. The panel has a grip on the left side so it can be moved anywhere on the screen. This panel can be reset to its original position from the *Options* menu item *Reset Panel*.



Country Selector – Within each menu item appears a row of flags of countries that are currently in your alliance, Axis or Allies. A player may select any one of these flags in the current menu item to perform menu actions for that country.

Map Selector – The map uses a map selector icon to indicate where you are clicking and on what you are clicking.

7.7 MENU ITEMS

Production | strategic resources

Japan 

Used to reinforce (production) and upkeep (oil)

Total saved | capacity fill

Economy x1.43	Upkeep	Stockpile	Reinf./Upgrade	Support Pool	In Use
Production 192 2	0	192	45	Supply Trucks 0	
Oil 3	43	160 33%		Air Transports 2	
Manpower 27	0	810 99%		Transports 180	180
Logistics 2620		364		Landing Ships 240	
Shipyards 200		34		Supply Oilers 0	
COMINT Prod. 9		12		Escorts 10	0
Specialty Prod. 13		0		Merchant Marine 120	74

Army | Navy | Air Force | Support

Unit Type	Name	Advancement	Headquarters '39'
<input checked="" type="checkbox"/> Headquarters	Burma Army Area HQ	39	Strength 10
<input checked="" type="checkbox"/> Infantry Division	Central Japan HQ	Anti-Tank	Oil Use 1
<input checked="" type="checkbox"/> Infantry Army	GDC		Firearms 4
<input checked="" type="checkbox"/> Cavalry Corps	Korean Army 11Q		Guns 2
<input checked="" type="checkbox"/> Marines	Mongol Army HQ		Artillery 2
<input checked="" type="checkbox"/> Paratrooper Corps			Anti-Air 2
<input checked="" type="checkbox"/> Mountain Corps			Defense 5
<input checked="" type="checkbox"/> Mechanized Corps			Operation 4
<input checked="" type="checkbox"/> Armor Corps			Range 1

Statistics

When unit will be ready


Production	100
Logistics	10
Manpower	10
Shipyards	0
Build Days	120
Experience	50%

Ready April 6, 1942

In Build Queue 0

Undo built

Production – The top half lists the country's economic multiple and all the information on production, strategic resources, oil, manpower, logistics, shipyards, communications intelligence, and specialty points available to that country with easy color coding. The left column shows the country's currently owned assets. The center column, called upkeep, shows last turn's production spent on repairs and upgrades, manpower spent on repairs, and supply oil costs for unit maintenance. The right column shows the current remaining stockpiles of each. The setting in the center panel lets players devote production to upgrades and reinforcements. The far-right panel shows the pools for the support units along with how many are currently in use. Merchant marine appear green when a player has more than enough ships to transport resources and red when a player is short of ships for the resources it is shipping.



The extra merchant marine of a non-neutral allied partner in a trade agreement can fill the gap if there is a shortage from the destination country.

Minor countries will display their own oilers and air transports. All other support pool items will be of the major power that controls the minor country.

Economic Multiple and Production – The total production of a country is multiplied by this number and by their current entry status percentage. The total is the production stockpile generated this turn. As time goes on each country's economic multiple increases reflecting their gearing from a consumer-based economy to a military one. On the production screen this is shown as the word Economy with a multiple after it.

Production and Strategic Resources – Production adds a raw amount to the production points to a country. Each controlled and in supply strategic resource adds +1% to a country's economy similar to the economic multiple

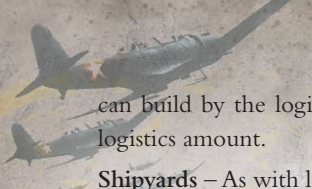
Japan controls 2 strategic resources at the start of the 1941 scenario. This adds 2% to their over all production.

Oil – The total oil produced each turn. When countries are not at war their oil production is modified by their status in the War Panel. Status how close they are to joining an alliance.

The USSR starts the 1941 scenario at a 10% status. They are getting 40 oil from the Ural Mountains. The 40 oil is multiplied by the status to determine the total amount available to the military rounded down which is 4 oil.

Manpower – This shows the total manpower generated each turn.

Logistics – This indicates the total logistics for the country which allows it to build units. A country is limited in how many units it



can build by the logistics number. Each type of unit costs a different logistics amount.

Shipyards – As with logistics a naval unit also needs shipyards in which to build. Shipyards are *in use* while the unit is being built and released when it is complete. Each naval group has its own shipyard cost.

Communications Intelligence – Points are accumulated based on production and a random amount between 0 and 3. This shows how many are produced each turn.

Specialty Production – This allows players to give special abilities to units. The points gained each turn are based on the production of the country. Countries with higher production yield greater specialty points.

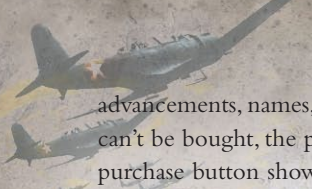
Upkeep – After each turn, this displays how much production and manpower was used to reinforce and upgrade units and maintain them with oil. Any land, air, or naval unit in port not on a map level 9 supply consumes 1/3rd an oil to transport supplies to it by land. Naval units at sea consume their full oil use value as upkeep. Units upgrade automatically from this pool. There are no manual upgrades in WarPlan.

Stockpile – This lists what a country has left for use in each category shown.

Reinforcement and upgrade – The production stockpile amount set will be allocated to repair and upgrade units on the map on the following turn. No more than the amount set will be spent on repairs and upgrades per turn. If a player sets the amount to 0, then no production will be used to repair and upgrade units. If it is set to equal to or more than what is available in the stockpile, then all production will be used.

Support Pool – This shows how much a player has of each support item and how much of it is in use. Some items are consumed upon use. Others are used until released.

Buying Units – The bottom half of the production screen is dedicated to producing military and support units. Players can select the tab of the military arm for which they want to buy. This will list the units.



advancements, names, costs, and features of the unit. If a particular unit can't be bought, the purchase button will be in red. To the right of the purchase button shows how many of this unit type is in the built, the expected deployment date, and the undo button. A player may type in a custom name for the unit. If a player types in a custom name for a unit this name will be used instead of the names on the list.

If the purchase button is red, a player is lacking in one or more resources required to produce the selected unit. A player can undo the last produced unit as long as they stay on the production screen. A small undo button will appear to the right of the purchase button.

Help button – In the upper right corner just below the close button, there is a help file for production. This explains all the small panels in the game in case you need to refresh yourself.

Command Point Production – Each turn players generate command points for their countries. Command points are only shown on headquarter units. While part of an alliance, a country generates 1 command point per turn. While neutral they have a 50% chance to generate a command point per turn. Command points are used to assign generals to headquarters. A country also has a chance to generate a second command point based on how much of its logistics is used. The more of its logistics is used, the more command points and the higher the chance the country will get a 2nd command point. The better the generals, the more command points they cost.

Convoys and Escorts – Here a player can find all overseas convoys and trades between countries. A player can view, setup, and cancel trades during the game. Trades transfer the selected production and oil every turn to the target trade partner. No more than 25% of a country's total production and 25% of its stored oil can be traded away. Conquered and owned countries resources only show up on the trade list if they are traveling by naval convoy. Trades travel via undamaged rail or convoy routes.

Convoys and Escorts

Production, oil, and merchant marine available for trade creation

From: Japan To: Thailand

Merchants used this turn for new trade

	Max	Total
197	48	0
160	40	0
46		
0		

Active resource convoy in convoy lane

Show supply or resource convoy on top

Unused escorts: 10

Convoys

Resource	Count	Max	Total	Status
Indochina	1	0	-	Import
Indochina	1	0	-	Import
China	3	0	-	Import
China	5	0	-	Import
China	1	0	-	Import
China	3	0	-	Import
China	3	0	-	Import
China	3	0	-	Import
Iron Ore	20	0	-	Export
Iron Ore	10	0	-	Export
Iron Ore	10	0	-	Export
Iron Ore	10	0	-	Export
Iron Ore	5	0	-	Export
Thailand	2	0	-	Import
Shanghai	-	-	180	Export
Port Arthur	-	-	160	Export
Tsingtao	-	-	140	Export

Convoy Routes

Route	Status	Count	Max	Total
Bay of Bengal	✓	0	0	0
South Pacific	✓	0	0	0
Indian Ocean	✓	0	0	0
South China Sea	✓	0	0	0
Indonesia	✓	0	0	0
East China Sea	✓	0	0	0

Add or remove escorts

Reset

Trade type

Resource is being exported or imported

Go to port location

All production resources yield full value to the country that owns and controls the resource. If a player controls but does not own the resource, it will yield 1/3 of its amount.

The bottom left panel of the screen shows all current trades and their status. Trade types can be allied, agreement, conquest, or owned. A green arrow indicates an import, a red arrow an export. Trades that travel by convoy use merchant marine and are subject to raiders and submarine attack along their route. Each resource point sent requires one merchant marine. A trade can be blocked if the route can't be connected to its destination port. Trade routes follow convoy routes in water hexes. Trades created in this menu may also be canceled or altered during a turn. Event-created trades may not be canceled manually. Some neutral countries offering resources might cancel their trade if certain events happen during the game. Some neutral countries might create a trade for the same reasons.

The bottom right panel shows all the convoy routes, unused escorts, and assigned escorts next to each convoy route name. Escorts are a support unit. They can be transferred from one zone to another or removed from a zone and placed in the available pool. Escorts protect convoys from submarine units attacking them. Escorts have no effect on non-submarine naval fleets nor can they be affected by them. Only subs have a small chance of sinking an escort during the convoy attack calculations.

CONVOY ROUTE ICONS		
IMPORT DESIGNATION	EFFECT	
Insert tradelcons	Allied	An allied minor country is sending 50% of its production and all of its unused oil.
	Agreement	A country is sending resources due to a trade agreement setup or part of the scenario
	Owned	Owned and controlled hexes not in main supply overseas
	Conquest	Conquered resources yield only 1/3 their value while conquered oil yields the full value
	Supply	This convoy is providing supply to a port
	Import	Resources are coming into the country
	Export	Resources and supplies are leaving the country to the destination
	Route	Convoy route hexes for transporting resources appears on hexes which are considered water. Hovering over the icon on the map will show the name of the convoy route

Romania sends Germany most of its oil via rail. This is a trade agreement via rail. Sweden sends Germany resources via rail and convoy. The latter will be on the convoy route list while the former will not.

Advancements – Attaining advancement levels allows upgrades to units. A player may use available research points to increase investments in a specific advancement field. The left panel shows the name, acquired year, investment, and days left until the next year's advancement. Once the days reach zero days, the advancement will be moved to the next year and the estimated number of days will reset to 365. Each turn a

Advancements

Japan

0

Advancement Fields Year Investment Progress

Assault	'42'	3	<< >>	365 days
Anti-Tank	'39'	0	<< >>	
Breakthrough	'39'	0	<< >>	
Heavy Armor	'39'	0	<< >>	
Interceptors	'41'	3	<< >>	365 days
Escort Fighters	'42'	3	<< >>	365 days
Fighter Bombers	'39'	0	<< >>	
Close Support	'40'	2	<< >>	365 days
Strategic Bombing	'39'	0	<< >>	
Naval Air Training	'42'	5	<< >>	365 days
Anti-Submarine Warfare	'39'	7	<< >>	365 days
Large Warships	'42'	4	<< >>	365 days
Warships	'47'	3	<< >>	365 days
Carrier Operations	'42'	4	<< >>	365 days
Amphibious Operations	'42'	2	<< >>	365 days
Attack Submarine	'42'	3	<< >>	365 days
Long Range Submarine	'41'	3	<< >>	365 days

Reset

Large Warships

	1939	1940	1941	1942	1943	1944	1945
Firearms	0	0	0	0	0	0	0
Guns	0	0	0	0	0	0	0
Artillery	0	0	0	0	0	0	0
Tanks	0	0	0	0	0	0	0
Air Combat	0	0	0	0	0	0	0
Tactical	0	0	0	0	0	0	0
Strategic	0	0	0	0	0	0	0
Naval Air	0	0	0	0	0	0	0
Surface	2	2	3	3	4	4	5
Anti-Sub	0	0	1	1	1	2	2
Anti-Air	1	2	2	3	3	4	4
Defense	1	2	2	3	3	4	4
Operation	0	0	0	0	0	0	0
Range	0	0	0	0	0	0	0

Large Warships - Hull size, gun size, anti air, deck and belt armor for modern battleships.

player has a small chance to get new research points. The chance is based on the current production regardless of how much was spent or saved. The more spent on a field, the greater chance it advances, but it has diminishing returns per point invested. As a player increases in an advancement, field the success rate also drops to attain the next level but more research centers may be assigned to that advancement.

A maximum of 4 researchers can be placed in a 1939 level field. Each new advancement year allows a maximum of 1 more researcher to be allocated to that field. When a new research point is available, the advancement menu button will light up. The number of unassigned researchers appears on the top far right of the advancement screen.

The year is 1941 and the USA has an anti-tank of 1939. A maximum of 4 researchers is allowed. But their strategic bombing field has advanced to 1941. A maximum of 6 researchers is allowed to advance that field with the base of 4 + 1 for each year after 1939.

All units will have 2 to 4 advancement fields available to them depending on their type and branch of the military. Clicking an advancement allows a player to see the table for that advancement on the right side of the menu item. The highlighted column is the current advancement level.

The right panel shows the unit attribute bonuses for each year. The column highlighted in yellow is the current year for that advancement.

War Panel – Players may declare war, force peace, influence another country, or intimidate another country. The status of all countries is revealed here along with how far they are along toward joining the Axis or the Allies. If diplomacy is enabled from the options bar, players gain influence points throughout the game based on their production. The War Panel icon will light up when a new influence point is available to be used.

At the top are shown the influence power, influence points, victory points, victory point requirements for a major and minor victory, COMINT points, and the create COMINT unit.

War Panel ? X

Germany 8 1 of 5 0 V 3831 | 3656 12 🔒

Country	Alliance	Status	Victory points		Never surrenders
			Morale	Influence	
UK	Allies	Endless	7	7	🔒
France	Allies	93 (45)	5	5	🔒
USA	Allies	10%	Endless	7	🔒
Soviet Union	Allies	55%	Endless	8	🔒
Germany	Axis	162	8	8	🔒
Italy	Axis	75%	63 (53)	5	🔒
Baltic States	Allies	25%	Endless	4	🔒
Belgium	Allies	5%	15	9	🔒
Bulgaria	Axis	40%	5	5	🔒
Canada (UK.)	Allies	Endless	7	7	🔒
Denmark	Allies	5%	5	9	🔒
Finland	Axis	10%	5	9	🔒
Greece	Allies	25%	5	7	🔒
Hungary	Axis	50%	10	6	🔒
Iceland	Allies	10%	1	9	🔒
Iraq	Allies	25%	1	3	🔒
Ireland	Axis	5%	1	8	🔒

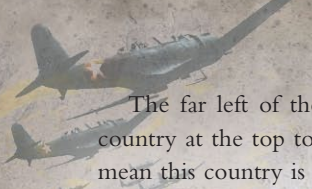
Communications Intelligence

Loyalty (gray)
Alliance (white)

Entry status

Morale

Morale break



The far left of the panel lists the status of the currently selected country at the top to those countries in the panel. Red crossed rifles mean this country is at war with the selected country. If the icon is a dove, the two countries are at peace. Clicking on a flag of the listed country will move the map to the capital of that country.

The Alliance column shows what alliance a country is part of. A dimmed alliance name indicates this country is favoring an alliance but is presently neutral. It will be more susceptible to influence by nations of that alliance.

The Status column shows how close a country is to becoming part of an alliance. When the status reaches 100%, the country will align to the closest major power of that alliance.

The Morale column shows how close the country is to surrendering and at what morale level it will surrender. When the morale is equal to or lower than its morale break, the country can be forced to surrender. If morale goes to zero, a country automatically surrenders. A country with Endless morale never surrenders. Italy can surrender without losing its capital. Germany surrenders when its morale is at zero. Taking brown urban or green circle hexes reduces the morale. Surrendering nations usually have their convoys, escorts, and naval units transferred to the control of the closest ally. On the map naval units are sent to their controlling major power's build queue to come out next turn or be destroyed in some cases. Morale also shows if a country has surrendered.

The *Influence* column shows how strong or weak the political situation is in the country. Countries with weaker influence are more prone to being influenced and have less influence on others.

On the far-right side there are 4 buttons for actions that a player can take vs another country.

Crossed Rifles (Declare War) puts both countries and all their current allies at war with each other. Neutral countries with a status of less than 100% may not declare war on another country.

Dialog Bubbles (Influence Country) uses an influence point to bring that country closer to your alliance by a little.

Fist (Intimidate) is a high-risk, high-reward action with a small chance to succeed. It generates a lot more of a status shift if successful but will cause a reverse status shift if it isn't successful. Intimidate can be used only on minor countries.

Eye and Keyhole (Break Encryption) Attempt to lower the enemy's encryption cypher.

Treaty (Negotiate Surrender) – This is available when a country's morale is below its morale break point and above zero. This allows a negotiated surrender without reducing morale to zero. France and Italy can be forced to surrender. Players do not have to force a country to surrender. In a negotiated surrender all of the country's fleets are removed from the game as part of the surrender so they don't fall into enemy hands. In surrender by conquest all the fleets go to the enemy side.

The major power with the most land units within the country that surrenders will gain control of all the hexes of that country under the surrendering nation's control.

Reports and Statistics

Reports Forces Casualties Units Headquarters Sunk Ships Game Notes

	Land	Air	Naval	Merch.	Escorts	Type	#	Strength
UK	28	0	24	105	12	Headquarters	7	70
USA	96	55	68	43	12	Infantry Division	68	575
Soviet Union	192	20	0	5	0	Infantry Army	15	380
China	428	10	0	0	0	Cavalry Corps	2	30
Japan	1150	200	154	120	10	Marines	8	75
Australia	51	7	2	0	0	Paratrooper Corps	1	20
Canada	10	0	0	0	0	Air Superiority Grp	3	45
Communist China	45	0	0	0	0	Ground Attack Grp	2	40
Dutch East Indies	15	20	3	0	0	Tactical Grp	8	115
India	108	7	0	0	0	Submarine Grp	5	15
Indochina	0	0	0	0	0	Destroyer Grp	12	36
Mongolia	20	0	0	0	0	Cruiser Grp	5	15
New Zealand	18	5	0	0	0	Battle Grp	11	45
Philippines	80	0	0	0	0	Carrier Grp	7	21
Thailand	20	0	0	0	0	Light Carrier Grp	2	6
						Patrol Grp	8	16

Clicking on the flag of a nation lists the total units it has on the right

Cooperation – The U.S.S.R. and China do not cooperate with other major powers.

Reports and Statistics – This section has 3 tabs that display important information about the current turn, forces, and casualties since the start of the game.

Reports – This shows the current turn report at the start of the turn for review.

Forces – This shows how much strength each country has on the map at the moment.

Casualties – This shows how much strength has been removed from the game on the map throughout the game.

Units – A detailed list of units with their abilities and location buttons. A player may sort this in a variety of ways

Headquarters – Lists all the HQ units in the game with a location button and their generals.

Game Notes – Displays the scenario notes for the game.

Combat Logs: A player may review combat that has occurred during his current turn or during the opponent's turn. Clicking a battle on the list will show the results and move the cursor to the location of the combat. When the Enemy Action is enabled clicking an Enemy Action icon on the map will show that battle in the Combat Log.

Deploy New Units – Purchased units are listed with their arrival date to be deployed. Air units that are

The screenshot shows the 'Combat Logs' window with a dark blue background. At the top, there are three tabs: 'Current', 'Last', and 'Losses'. Below the tabs is a list of battles, with '166, 68 Carrier Strike' selected. To the right of the list, there are sections for 'Axis Attacking', 'Attacking Carriers', 'Defending Ships', and 'Defender Losses'. The 'Attacking Carriers' section lists several carrier squadrons and their losses. The 'Defending Ships' section lists various ship squadrons and divisions. The 'Defender Losses' section shows the status of various divisions, with some marked as 'Destroyed'.

Axis Attacking
Attacking Carriers
Zuikaku CV Sgd
Soryu CV Sgd
Shokaku CV Sgd
Kaga CV Sgd
Hiryu CV Sgd
Akagi CV Sgd
AA Gun Losses: 2

Defending Ships
Swordfish SS Sgd
New Orleans CA Sgd
11th Fl /DD Sgd
13th DD Sgd
4th DD Sgd
3rd DD Sgd
Tennessee BB Div
California BB Div
Pennsylvania BB Div
Arizona BB Div
Oklahoma BB Div
Nevada BB Div
West Virginia BB Div
Maryland BB Div

Defender Losses
Tennessee BB Div: DESTROYED
California BB Div: 2
Oklahoma BB Div: 1
Nevada BB Div: DESTROYED
West Virginia BB Div: 2
Maryland BB Div: DESTROYED

Unit	Strength	Arrival Date
Colorado BB Div	4	December 23, 1941
Yorktown CV Div	3	December 23, 1941
Saratoga CV Div	3	December 23, 1941
10th CL/DD Sqd	3	December 23, 1941
14th DD Sqd	3	December 23, 1941
XXI Bmbr Grp	10	February 9, 1942
24th Div	10	March 2, 1942
Hornet CV Div	3	March 20, 1942
Transport		March 23, 1942
27th Div	10	April 2, 1942
Transport		April 7, 1942
North Carolina BB Div	4	April 21, 1942
Transport		April 23, 1942
Indiana BB Div	4	April 30, 1942
32nd Div	10	May 2, 1942
Transport		May 12, 1942
Transport		May 27, 1942
Transport		June 15, 1942
Wasp CV Div	3	June 19, 1942

overrun will also be placed on the deployment queue. When a unit is selected that is ready to be deployed, the *Deployment* menu item will light up. Units on the deployment list that are ready will also show a *Deploy* button to reveal all available locations to place the new unit. Left-clicking on a location will place the unit. A land or air unit may only be placed in a main supply center or any hex around it that is in main supply. A naval unit may only be placed in a port with a size 5 or more in main supply. Support units,

such as fortifications or anti-air guns, may be placed in any appropriate location that is controlled and in any kind of supply.

8. UNITS

Unit Types – Countries are limited in the unit types they can build depending on the organization of their military. A country's logistics impacts how many units it can have on the map and in the deployment queue at any one time. Units are divided into land, naval, air, and support units. All types of units, except some support units, use logistics. Each unit has its own abilities and rules of where it can move and what it can do. Naval units, called naval groups, are the only units that form up in stacks, called a fleet, within a single counter on the map. Land



and air units are themselves individual counters on the map. A hex may contain 1 land, 1 air, and 1 fleet counter. Stacked hexes show as a shift in the unit types that are there. It is possible for an allied land or air unit to occupy the same hex as an enemy naval unit on some partial hexes and vice versa.



Unit Appearance – In the options menu players may select from 3 different informational displays for land, air and naval counters on the map. Players have a choice between NATO and silhouette counter images.

LAND UNIT APPEARANCE OPTION #1, 2, 3



Combat value Operation points



Attack combat value Defense combat value



Strength Operation points

LAND UNIT GARRISON IN OPTION #1

White value indicates attack
combat value halved

AIR UNIT APPEARANCE OPTION #1, 2, 3



Air combat Tactical Operation points



Operation points Air combat Tactical Naval air



Operation points Air combat Tactical Naval air Strategic

NAVAL UNIT APPEARANCE OPTION #1, 2, 3



Fleet count Operation points



Operation points Carrier count Surface count



Operation points Carrier Surface Transport count

Default Experience – Land, air, and naval forces each have their own default experience levels that vary per country. This is the experience a new unit will start with when constructed and when reinforcements are issued. Usually minor countries have lower default experiences than major countries. Default experience goes down when manpower drops below 50% of its maximum. Countries with less than 50% may increase their default experience through combat to a maximum of 50% default experience.

Some countries have higher than the default maximum of 50% experience in different branches.

Reserve Units – Scenarios include some units on the deployment queue labeled as “reserve.” Reserve units are trained men that can be called up at any time to serve in the army. They will be available for deployment once the nation is not neutral. Reserve units take time to ready and may be able to be deployed in as short as 1 turn, usually come in within 3 turns, but may take longer.

Upgrading and Reinforcing – All unit types automatically upgrade and reinforce over time if in supply. A player may choose to set a unit to priority reinforcements and upgrades. Priority ensures those units get reinforcements first. It also ensures those units are upgraded immediately. Units upgrade and reinforce in a particular order and condition. Reinforcement costs are modified based on the unit type and the current purchase price of a new unit of that type. It is less expensive to reinforce an existing unit than create a new one.

REINFORCEMENT AND UPGRADE ORDER

CONDITION	TYPE	ORDER ^a
Priority	Naval	1 st
Priority	Land	2 nd
Priority	Air	3 rd
Normal	Naval	4 th
Normal next to enemy	Land	5 th
Normal not next to enemy	Land	6 th
Normal	Air	7 th
Reinforcements off	Naval, Land, Air	Doesn't reinforce or upgrade

a. All units will be repaired then checked for upgrades in the order of lowest strength first per category.

REINFORCEMENT COST MODIFIERS

UNIT TYPE	REINFORCEMENT COST ^a
Land	60%
Air	40% ^b
Naval	25% ^c

a. Percentage is per strength point based on the original purchase production cost

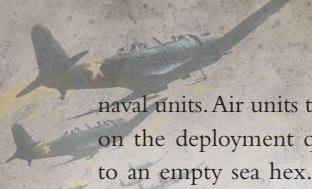
b. Air units do not require manpower to repair

c. Naval units require a port size 5 or greater to repair

Repairing and Upgrading Units – Units are automatically repaired and upgraded if they are in main supply or port supply and received supply stockpile. Units that have basic supply due to a lack of supply stockpile do not get reinforcements. Units will automatically upgrade their advancement levels as time passes. The closer a player is to the maximum logistics, the slower the units will automatically upgrade. A player may also turn off automatic repair/upgrade when the unit is selected. A unit will repair 20% of its full strength each turn if possible. Repairs and upgrades happen before the turn starts.

8.1 LAND UNITS

Land units operate on land tiles and beaches, may be transported, may invade, have 2 advancement types, and have 6 specialty types allowing for a single land unit to have 14 different configurations. Land units attack other enemy land units and overrun unguarded enemy air and

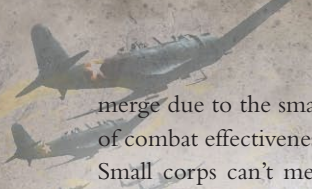


naval units. Air units that are overrun lose 50% of their strength and go on the deployment queue of the enemy. Overrun naval units retreat to an empty sea hex. Land units have a lot of operation points and a range of 1.

Headquarters – HQs increase supply in their area and improve surrounding units' combat effectiveness depending on the general assigned to the HQ. HQs defend but can't attack. A supply truck used on a headquarter will supply all units within a 1 hex radius of the headquarters using the appropriate amount of supply trucks for each unit. The HQ must be in a supplied hex to use this ability. HQs also increase the map supply level of friendly hexes within a 5-hex radius by +1 to a maximum of 8. Hexes not in supply will have a map supply level of 1.

An HQ in a fleet influences land units within a 5 hex radius.

Infantry Units – There are up to 4 different types of infantry units depending on the country: divisions, small corps, large corps, and armies. All infantry corps and armies generally have the same attributes and function in the same way. Some countries have slightly different factors for their own infantry class units. Instead of generating a large number of infantry units with different minor purposes WarPlan allows players to detach smaller units from larger ones to cover garrison duty or activity behind the line while assigning specific advancements and availability of reinforcements. Infantry units are the only units that may be divided and split up. Large and small corps can be merged or split off into small corps and divisions. Armies can be split into two smaller armies. A division can merge with a division or a small corps to make a small or large corps. A small infantry army can merge with another small infantry army to create a large infantry army. The merging unit will adapt the advancement of the unit into which it is merging. The lower of the two advancement levels will be the new advancement level of the merged unit. Some countries, such as Italy, can't split or



merge due to the small size of their historical division and inherit lack of combat effectiveness as a single division within the scale of the game. Small corps can't merge into a division. Units must be in the same status to merge. Garrisons can only merge with garrison status units and non-garrison can only merge with non-garrison status units.

To split a corps or armies, go to the details of the unit. To merge smaller infantry units into a larger one, hover over a friendly unit while holding down the ALT key and right-click on the target unit. When merging only divisions can merge into other units. A split army can merge into another split army. Small corps can't merge into a division. Japan has divisions but not corps available for them to merge with. Their divisions are considered a individual unit from an Army that acts on its own.

Only infantry units can be set to *garrison status* if they are in supply. Garrison units have 50% movement and 50% offensive firepower but return 25% logistics and 25% production, and use 25% less supply stockpile. A garrison status unit that has not moved can be returned to *active status* at any time as long as a country has the logistics and production available to do so. It costs the same amount to bring units back to active status as the amounts returned from setting them on garrison status. Setting a unit on garrison status or active status uses all the unit's operation points. Units in garrison status may not use landing craft.


Infantry Division – 10 strength, can form a small corps with another division or a large corps with a small corps

Infantry Corps Small – 20 strength, can form a large corps with a division or split into 2 divisions

Infantry Corps Large – 30 strength, can be split into a small corps and a division

Infantry Army – 15 to 36 strength, can be split in half forming 2 smaller armies of 7–18 strength each

The only major power to have army units is Russia.



Cavalry Corps – 20 strength, lightly armed, fast moving unit

Marine Division – 10 strength, does not suffer damage when invading next to enemy units, has slightly higher attributes than other infantry type units, resists invasion landing damage

Paratrooper Corps – 20 strength unit, with the capacity of using an air transport to drop on an enemy hex without moving within 6 hexes of its location. They have higher firearms but lower guns and artillery. To parachute onto a hex the paratrooper needs to have 100% effectiveness or more, clear weather, an available air transport, be in a hex that an air unit can occupy, and not be next to an enemy unit.

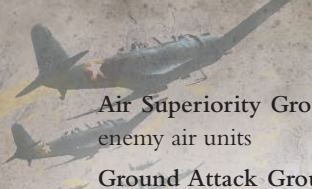
Mountain Corps – 20–30 strength, with a +15% combat bonus when fighting in mountains or hills as an attacker or defender

Mechanized Corps – 30 strength infantry unit, with armored transports, tank battalions, and assault guns. They are less effective vs hexes that have natural tank defenses such as forest, hills, mountains, or urban. They increase the chances a defender will retreat in open terrain more than do infantry units. There is a +3% retreat bonus for each tank factor.

Armor Corps – 30 strength balance units, with a combination of infantry and armor divisions. They are less effective vs hexes that have natural tank defenses such as forest, hills, mountains, or urban. They increase the chances a defender will retreat in open terrain more than do mechanized units. There is a +3% retreat bonus for each tank factor.

8.2 AIR UNITS

Air units operate on land in a valid terrain type that allows for air placement or an airfield. They may be transported by rail or sea which costs 15% effectiveness. Moving air units by flying only costs 8% effectiveness. Each air unit has 2 to 4 advancements available. Air units have 4 mission attack types: naval, land, airfield, and production. Air units have 2 operation points and varying ranges. They can move and/or attack twice in a turn. Air units only require manpower when constructed but not to be reinforced.



Air Superiority Group – 20 strength, only air unit that can intercept enemy air units

Ground Attack Group – 20 strength short-range attack aircraft, with escorts, that are most effective supporting land attacks or attacking naval groups

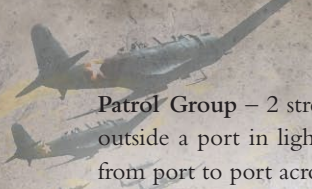
Tactical Air Group – 20 strength medium-range versatile aircraft, with escorts, that can perform all bombing missions with fair effectiveness

Strategic Air Group – 20 strength long-range aircraft, with long-range escorts, that are primarily used to attack an enemy's production

8.3 NAVAL UNITS

Naval units operate on water tiles and friendly ports. Some tiles are both land and water tiles. Enemy and neutral minefields and ports block their movement. They can provide invasion supply, resupply at sea, escort transports, attack other enemy navies, and interdict enemy port supply. Aircraft carrier units also have the ability to act like an air unit. They contain an air strength component that is replaced as the ship repairs automatically. A maximum of 9 naval units may occupy a fleet counter at sea. Any number of ships may be in a port. Submarines may only be in a fleet of their own type outside of a port. No more than 3 aircraft carriers may be in a single fleet at sea.

Submarine Group – 3 strength, may attack enemy fleets and convoy lanes. Only air groups or escorts protecting a convoy route may target a submarine group in any hex type. Other naval groups may attack a submarine group only if the submarine group is next to a hex that is not all water. Submarines are the only surface naval group that can attack another fleet at a range of 5 hexes representing their patrol area. If they attack another naval group, they have a chance to surprise that group and deal damage first. Submarines have a unit supply level 5, compared to 3 for all other units. If a submarine has the long-range submarine advancement, their unit supply level is increased to 8. No more than 3 submarine groups may be in a single fleet at sea.



Patrol Group – 2 strength weak surface group that may only operate outside a port in light or medium blue water hexes. They may move from port to port across deep oceans though.

Destroyer Group – 3 strength fair surface combat group with good submarine defense

Cruiser Group – 3 strength good surface combat group with fair submarine defense

Battle Group – 4 strength excellent surface combat group with good defense

Japan has two special battle groups that have a 5 strength. These are the Yamato and Musashi.

Carrier Group – 3 strength with 6 strength of naval air, act as an air unit at sea capable of striking targets, does not intercept other air units. Carrier groups have a range of 3 hexes to attack other units.

Light Carrier Group – 3 strength with 6 strength of naval air, act as an air unit at sea capable of striking targets, does not intercept other air units. Light Carrier groups have a range of 3 hexes to attack other units.

Light carriers are differentiated from large carriers in their attributes. They have weaker attack and defense values.

Minor Allied Countries – Minor allied countries will use the major allied transports and landing craft for operations. When they build merchant marine, transports, landing craft, and escorts they go to the pool of the major allied power.

8.4 SUPPORT UNITS

Support units are abstract units that support map units in their operations. Some are used for the turn while others are expended upon use.

SUPPORT UNITS NAVAL

ATTRIBUTE	TRANSPORTS	LANDING CRAFT	SUPPLY OILER	SHIPYARD	MERCHANT MARINE	ESCORTS
Production Cost	100	25	30	20	100	40
Manpower	10	5	1	1	10	1
Logistics Cost	0	0	1	0	0	1
Shipyard Cost	10	5	1	0	10	1
Build Days	180	90	60	400	180	210
Purchase Quantity	10	10	1	1	10	1

SUPPORT UNITS LAND

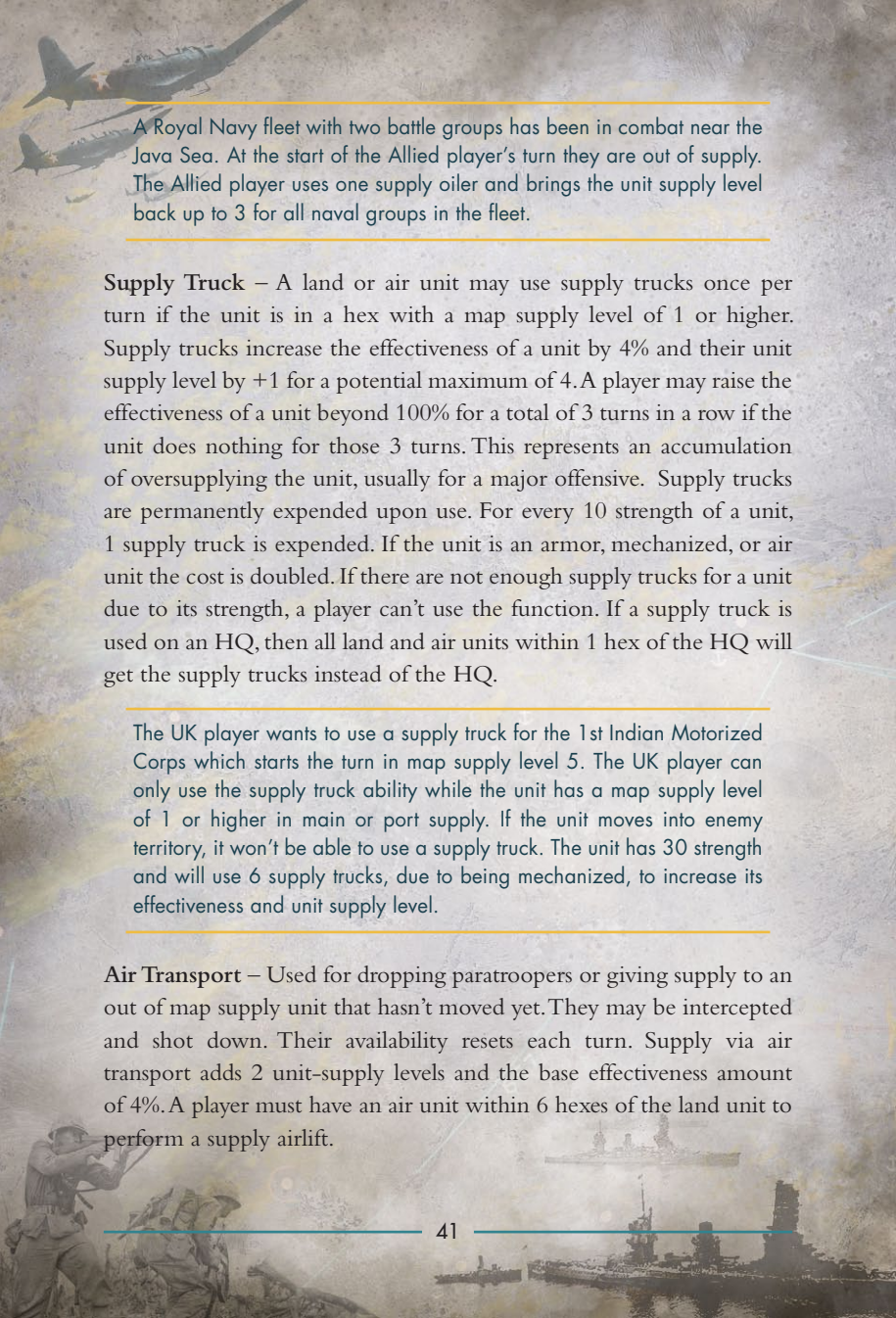
ATTRIBUTE	SUPPLY TRUCK ^c	AIR TRANSPORT	COASTAL DEFENSE	AIRFIELD ^d	ANTI-AIR GUNS
Production Cost	30	120	20	30	15
Manpower	0	10	1	1	1
Logistics Cost	0	10	0	0	0
Build Days	90	150	120	45	90
Purchase Quantity	10	1	1	1	1

- a. Minor countries will use their own air transports for their land units.
 b. Minor countries will use their own oilers for their fleets unless they are stacked with a major power. In this case they will use the major power's oiler.
 c. Cost to use is doubled for armor, mechanized, and air units.
 d. Requires unit with engineer specialty to be deployed in any location in port supply.

Transports – Each transport point holds 1 strength of land or air unit. Transports are used and return to availability once they are not in use. The production menu item shows how many transports a country has and how many are being used. Land and air units lose 5% effectiveness a turn while being transported.

Landing Craft – Each craft point allows 1 strength of a land unit to invade or disembark onto a hex. Armored units cost double the number of landing craft. Landing craft are permanently expended upon use.

Supply Oiler – Each oiler resupplies a fleet at sea and is expended. It does not improve effectiveness of a fleet. Oilers appear as an option on the fleet when they are selected. Oilers are permanently expended upon use. Enemy submarine fleets within 5 hexes of a fleet receiving oiler supply have a chance that the oiler is destroyed in transit. The chance is 1% per strength point of the enemy sub groups to intercept the oiler.

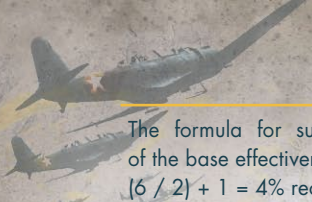


A Royal Navy fleet with two battle groups has been in combat near the Java Sea. At the start of the Allied player's turn they are out of supply. The Allied player uses one supply oiler and brings the unit supply level back up to 3 for all naval groups in the fleet.

Supply Truck – A land or air unit may use supply trucks once per turn if the unit is in a hex with a map supply level of 1 or higher. Supply trucks increase the effectiveness of a unit by 4% and their unit supply level by +1 for a potential maximum of 4. A player may raise the effectiveness of a unit beyond 100% for a total of 3 turns in a row if the unit does nothing for those 3 turns. This represents an accumulation of oversupplying the unit, usually for a major offensive. Supply trucks are permanently expended upon use. For every 10 strength of a unit, 1 supply truck is expended. If the unit is an armor, mechanized, or air unit the cost is doubled. If there are not enough supply trucks for a unit due to its strength, a player can't use the function. If a supply truck is used on an HQ, then all land and air units within 1 hex of the HQ will get the supply trucks instead of the HQ.

The UK player wants to use a supply truck for the 1st Indian Motorized Corps which starts the turn in map supply level 5. The UK player can only use the supply truck ability while the unit has a map supply level of 1 or higher in main or port supply. If the unit moves into enemy territory, it won't be able to use a supply truck. The unit has 30 strength and will use 6 supply trucks, due to being mechanized, to increase its effectiveness and unit supply level.

Air Transport – Used for dropping paratroopers or giving supply to an out of map supply unit that hasn't moved yet. They may be intercepted and shot down. Their availability resets each turn. Supply via air transport adds 2 unit-supply levels and the base effectiveness amount of 4%. A player must have an air unit within 6 hexes of the land unit to perform a supply airlift.



The formula for supply trucks and air transport resupply is half of the base effectiveness recovery + 1%.

$(6 / 2) + 1 = 4\%$ recovery.

Shipyards – Allows for the construction of naval groups and naval support units. Each naval group or naval support unit logistics cost requires the same amount of shipyard to build. Once the unit is built, those shipyards will be available for other units.

Coastal Defense – Reduces attacks that come from coastal and beach hexes.

Airfield – Allows a hex to be an airfield even if the terrain does not permit it. If the location is in port supply a unit with an engineer specialty is required to place the airfield. Impassable hexes, mountains, and alps may not have an airfield. A country may not place airfields when neutral.


Anti-Air Defense – May be added to any hex. Up to 6 points of anti-air may be added to a hex. Anti-air points defend against any air attack.

Hexes with an anti-air symbol show that the hex has at least 1 anti-air defense factor. Enemy units forced to retreat, surrender, or shatter will destroy their anti-air guns before leaving the hex vacant to avoid capture.

Merchant Marine – Used for transporting resources overseas. Port supply also uses merchant marine to deliver supplies but it is never taken away from the availability pool. If a port has its supply raided there is a 10% chance a merchant marine is sunk. Players do not have to allocated merchant marine to ports to supply them. They do not have to activate or deactivate ports for supply.

Escorts – Used to defend merchant marine from submarine attacks. Escorts scatter vs surface fleets.

Note: Hexes that already have a resource on them may not be improved to coastal defense or an airfield.



A city already has natural defenses and is an airfield. A player may not put a coastal defense or airfield on this hex.

8.5 UNIT ATTRIBUTES

Units have attributes that affect different parts of the combat sequence, their actions, and their defense. Different countries have different attributes for similar units. Advancements increase these attributes as units upgrade.

Strength – How much damage a unit can take before being removed from the map

Effectiveness – Moral, fatigue, and damaged equipment a unit has; the higher the number, the better the unit fights

Experience – How trained a unit is; the more a unit fights, the more its experience goes up; the lower the experience, the faster a unit gains experience

Supply – How many turns a unit has for supply before it starts suffering negative effects

Entrenchment – How well a unit's position is fortified and prepared for an attack. To increase its entrenchment level, a unit cannot have moved. The maximum entrenchment level is 2. Each level of entrenchment decreases the damage a unit takes by 10%.

Firearms – Rifles, machine guns, heavy mounted machine guns

Guns – Anti-tank weapons, tank destroyers, assault guns

Artillery – Mortar, howitzers, large siege artillery guns

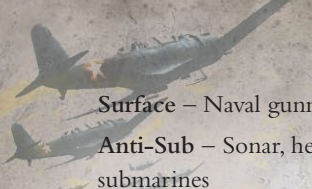
Tanks – Light, medium, and heavy tanks

Air Combat – Machine guns, cannons, and maneuverability

Tactical – Precise bombing of land units and airfields

Strategic – Bombing of strategic targets such as production and oil

Naval Air – Navigation and targeting of naval assets at sea or in a port



Surface – Naval gunnery for surface combat or shore bombardment

Anti-Sub – Sonar, hedge hogs, and convoy escort tactics for attacking submarines

Anti-Air – Anti-aircraft artillery, radio proximity shells, spotting, chaff, radar

Defense – Armor, detection, and maneuverability of a unit

Range – How far a unit can move or attack in one operation point

Operation Points – How often a unit may move and attack according to its range. Land units have a range of 1 and many operation points allowing them to move and attack often. Air and naval units have 2 operation points but a much greater range. Different air units vary on their ranges which are affected by advancements. Naval units have a fixed range of 24 hexes with 2 operation points. Attacking any unit requires an operation point. Land units show their operation points as a number. Naval and air units have the option of showing their operation points as dots as they have only 2.

A player may modify the display to have unit statistics appear in different ways including showing numbers for air and naval units.

Move Effectiveness Cost – The effectiveness loss each time a unit uses 1 operation point

Combat Effectiveness Loss – The effectiveness a unit uses when engaging in combat; defending land units use 50% less effectiveness cost

The above two values only show in the editor and not on the unit when playing the game.

Days – Length of time it takes to build the unit

Production Cost – Production cost to create the unit; repair costs are based on production cost as a fraction of their strength being repaired and their technology level

Logistics Cost – The cost per strength point of the unit for logistics; infantry have the lowest cost while naval groups have the highest cost per strength

Oil Use – How much oil a unit uses to move and attack. An oil-dependent unit uses oil only once for movement no matter how many times it stops to attack. Land and air units use oil each time they attacks. Naval units use oil each turn if they are away from a port, no matter their action.

DEFAULT VALUES FOR LAND UNITS F

ATTRIBUTE	HQS	INFANTRY	CAVALRY	MARINE	PARA-TROOPER	MOUNTAIN	MECHANIZED	ARMOR
Strength	10	10-36	20	10	20	20-30	30	30
Firearms	4	4	3	5	5	4	4	3
Guns	3	2	1	2	1	1	3	1
Artillery	2	3	2	3	2	3	2	4
Tanks	0	0	0	0	0	0	2	5
Anti-Air	2	1	0	1	1	1	2	2
Defense	5	5	4	6	5	5	6	7
Range	1	1	1	1	1	1	1	1
Operation Points	4	5	7	5	5	5	9	9
Move Eff. Cost	1%	1%	1%	1%	1%	1%	1%	1%
Combat Eff. Cost ^a	–	6%	6%	6%	6%	6%	6%	6%
Days	120	60	120	120	180	200	130	200
Production Cost	60	60-180	120	100	100	180	300	360
Logistics Cost	1	1	1	2	2	2	2	2
Oil Use ^d	0	0	0	0	0	0	2	2
Unit Supply Level	3	3	3	3	3	3	3	3
Landing Craft Cost ^e	1	1	1	1	1	1	2	2
Movement Cost ^b	1%	1%	1%	1%	1%	1%	1%	1%
Combat Cost ^c	6%	6%	6%	6%	6%	6%	6%	6%

a. Defending land units use 50% less effectiveness

b. The amount of effectiveness lost per operation point

c. The base costs per attack; defending units use 50% of the listed amount to defend

d. Units with 50% strength or less have a 50% chance of not using oil when moving or attacking

e. Landing craft cost is per point of strength the unit currently has

f. Unit differences

- UK infantry corps large: +1 oil use
- UK/USA mechanized and armor corps: +1 oil use
- UK CV and CVL +1 defense
- USA infantry corps large: +1 tanks, +1 oil use, +1 operation point
- USA marine division: +5 strength, +1 firearms, +1 tanks
- USA CVs +1 defense, +1 AA
- China army and mechanized -1 artillery
- China armor -1 artillery, -1 tanks
- USSR infantry army: +6 strength, -1 artillery
- USSR mechanized: +1 artillery, and tanks
- Japan army: -1 guns
- Japan mechanized: -1 guns
- Japan armor: -1 tanks
- Japan CVL -1 defense
- Japan CA +1 surface
- Japan has two special battle groups with +1 strength (Yamato and Musashi)

DEFAULT VALUES FOR AIR UNITS

ATTRIBUTE	AIR SUPERIORITY GROUP	GROUND ATTACK AIR GROUP	TACTICAL AIR GROUP	STRATEGIC AIR GROUP
Strength	20	20	20	20
Air Combat	8 ^b	4	5	6
Tactical	2	8	5	3
Strategic	0	1	5	8
Naval Air	1	3	2	1
Anti-Sub	1	3	3	3
Anti-Air	2	2	2	2
Defense	7	4	6	6
Range	6	6 ^a	10	14
Air Move Eff. Cost	8%	8%	8%	8%
Combat Eff. Cost	6%	6%	6%	8%
Days	180	120	150	180
Production Cost	250	250	300	400
Logistics Cost	3	3	3	4
Oil Use	2	2	3	4
Unit Supply Level	3	3	3	3
Rail/Transport Cost	15%	15%	15%	15%
Combat Cost	6%	6%	6%	8%

a. England, USA, and Japan ground attack air group: +2 range.

b. An air superiority unit has 1/3rd their air combat value when flying as a bomber.

DEFAULT VALUES FOR NAVAL UNITS

ATTRIBUTE	SUBMARINE GROUP	PATROL GROUP	DESTROYER GROUP	CRUISER GROUP	BATTLE GROUP	CARRIER GROUP	CARRIER GROUP
Strength	3	2	3	3	4	3	3
Air Combat	-	-	-	-	-	4	2
Tactical	-	-	-	-	-	3	1
Strategic	-	-	-	-	-	2	1
Naval Air	-	-	-	-	-	8	4
Surface	7	2	4	6	9	4	4
Anti-Sub	0	1	4	2	2	4	2
Anti-Air	0	0	3	3	5	4	1
Defense	6	2	4	5	8	5	4
Range	5	1	1	1	1	3	3
Move Eff. Cost	0%	0%	0%	0%	0%	0%	0%
Combat Eff. Cost	8%	8%	8%	8%	8%	8%	8%
Days	100	90	210	240	700	540	400
Production Cost	80	100	180	270	400	480	270
Logistics Cost	0	0	0	0	0	0	0
Oil Use	1	0	2	2	4	3	3
Supply Level	5 ^a	3	3	3	3	3	3
Movement Cost	0%	0%	0%	0%	0%	0%	0%
Combat Cost	8%	8%	8%	8%	8%	8%	8%

a. Submarine groups with long-range advancement will have an 8-unit supply level

9. ADVANCEMENTS

There are 17 different advancements representing research into different improvements of unit armament and doctrines. Most advancements increase combat ability; some increase operation points or range. Units automatically start updating their advancement level each turn. Countries with less of their logistics filled upgrade faster. There is no manual upgrading for a unit. Upgrading a unit uses production points. Units upgrade their advancements automatically from the repair pool.



INFANTRY TYPE UNITS

Assault – Increases the firepower of infantry type units in a balanced method for offense and defense

Anti-Tank – Increases the firepower of infantry type unit's defense giving up some offense capabilities

Amphibious Operations – Reduces the effectiveness loss after an invasion

All land units benefit from amphibious assault during an invasion.

ARMOR AND MECHANIZED UNITS

Breakthrough – Mechanized and armor units gain extra operation points at the sacrifice of firepower and armor.

Heavy Armor – Mechanized and armor units gain more firepower and defense but no bonus operation points.

AIR SUPERIORITY

Interceptors – Focus on increasing air-to-air combat ratings of air superiority groups

Escort Fighters – Focus on increasing range of air superiority groups at a slight cost to air combat

Fighter Bombers – Focus on increasing bombing capabilities of air superiority groups with some loss to air combat


BOMBERS ALL UNIT TYPES

Close Support – Focuses on increasing tactical ratings of bomber groups

Strategic Bombing – Focuses on increasing strategic ratings of bomber groups

Naval Air Training – Focuses on increasing naval air ratings of bomber groups

Anti Submarine Warfare – Focus on electronic anti-sub detection increasing anti-submarine values



The support unit escorts also uses anti submarine warfare.

NAVAL BATTLE GROUPS

Large Warships – Greatly increase surface combat ratings and defense for battle groups only. No other group type may use this advancement.

Warships – Increase surface combat ratings for any type of naval group.

Japan's Yamato class battleships or the USA's Iowa-class battleships would be an example of the large warship advancement. Older World War I battle ships use the warships advancement.

ALL NAVAL SURFACE GROUPS

Warships – Increase surface combat ratings for any type of naval group

CARRIER GROUPS

Carrier Operations – Increase naval air ratings for carrier groups. No other naval group may take this advancement.


SUBMARINES

Attack Submarine – Increases surface and defense for submarine groups

Long-Range Submarine – Increases the maximum supply for submarine groups to 5 at the expense of firepower and defense

10. SPECIALTIES

There are 14 different specialties that land, air, and naval units can acquire. Countries gain specialty points based on their production. The production screen shows on average how many specialty points a country receives per turn. Land units may specialize which gives them an added benefit for certain actions in combat. When a country gains



SPECIALTIES

Land

- Elite
- Engineer
- Heavy Artillery
- Infiltrator
- Tank Destroyer
- Winter Combat

Air

- Ace
- Cannon
- Kamikaze (Japan only)
- Navigator

Naval

- Screen
- Supply
- Tactician
- Torpedo

100 specialty points, the player may use them to assign any of the abilities to any non-HQ land unit selected. Neutral countries gain at half this rate. As the game gets further along this number increases due to production increases.

LAND SPECIALTIES

Elite – The unit is composed of highly trained and experienced veterans. The unit gains a permanent +10% experience.

Engineer – The unit gains a specialized engineer battalion that reduces the penalties of attacking across a river by 50%.

The Soviet 12th Army is attacking across the Dnieper River. Due to its engineer specialization, the river penalty is only 25% instead of 50%.

Heavy Artillery – The unit gains a battalion of specialized artillery for offensives. This removes 1 entrenchment from a unit when attacking. An attacker may benefit from only one heavy artillery per attack.

Infiltrator – The unit specializes in mobile combat tactics of infiltration to penetrate enemy defenses gaining +5% bonus to force a defender to retreat. An attacker may benefit from only one infiltrator per attack.

Tank Destroyer – The unit gains a self-propelled gun attachment of assault guns and tank destroyers increasing their guns values by +2.

Winter Combat – The unit is trained with special winter combat tactics and equipment that allow them to fight better in snow or blizzard weather. They gain a 100% bonus in combat during these weather conditions.



AIR SPECIALTIES

Ace – +10% air to air combat.

Navigator – +10% to spot chance. Example 50% X 110% = 55%

Cannons – +20% ground attack vs armor and mechanized.

Kamikaze – lose 50% strength, double naval air damage. Japan Only.

NAVAL SPECIALTIES

Tactician – +10% naval surface combat.

Supply – double naval supplied effectiveness recovery.

Torpedo – possible 1st strike attack with 2 strength.

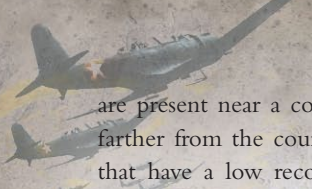
Screening – +3 anti-air.

11. THE MAP

The map consists of hexes which may be land, water, or both. Each hex may have features due to its terrain and resources. A hex may be the same terrain or resource as another hex but have different values affecting movement or combat depending on how much of that hex is filled. Hexes come in several different categories: land, coastal, beach, small island, landing zone, and ocean hexes. Land hexes may only be moved into by land units. Coastal hexes may be moved into by land and naval forces. Beach hexes and landing zones may only be moved into by naval forces but land units may use landing craft to unload onto them. Small islands are single land and water hexes that have no connections to other hexes other than landing zones. Ocean tiles may only be occupied by naval forces.

Small islands that are single hexes have a special landing zone. Treat these hexes as beach hexes.

Reconnaissance Level and Fog of War – Reconnaissance levels determine how often a fleet is found at sea and how much information a player gets from enemy units of all types. High reconnaissance levels



are present near a country's territory and drop off as the player gets farther from the country's controlled land. Enemy land and air units that have a low reconnaissance level do not show any information unless if they are a land unit or air unit. Naval units still have their original symbol but their type and quantities are unknown. The only distinction is from submarines fleets and surface fleets. Submarine fleets have one naval symbol while other fleets have multiple ship symbols on their counter. Units with a medium to high reconnaissance level not next to a friendly land unit have their general types identified but not their combat values. If an enemy unit is next to a friendly land unit an approximate value will be given of that unit, the type, and the name of the unit. Reconnaissance levels may be very low, low, medium, high, and very high.

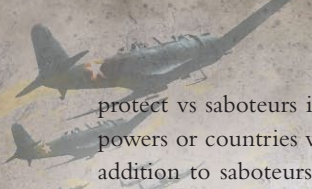
Hidden Fleets – On the enemy turn any enemy fleets in hexes that have a *reconnaissance very low* will be invisible on the map.

The use of communications intelligence units, COMINT, may reveal enemy fleets in the area they are used in including invisible fleets.

Ownership – A hex has an owner and a controller. The owner is the original country to which that hex belongs. The controller is who is occupying it at the moment. Ownership is displayed only on the map with the country's border. The information panel will show the hex's current controller.

In some cases, ownership includes other territory. Manchuria is Japanese owned and controlled. It is part of their home country but does not have a main supply source.

Partisans – Each country has a partisan value. There are two types of partisans, saboteurs and units. Saboteurs turn rail into damaged rail and only affect countries in which their owned territory is now occupied by a country they are at war with. They do not generate a unit on the map. Any unit protects vs saboteurs in their own hex. Any land unit will



protect vs saboteurs in their hex and the surrounding 6 hexes. Major powers or countries with scorched earth will generate unit partisan in addition to saboteurs. Unit partisans may not use landing craft. Unit partisans units can't spawn if within 5 hexes of an enemy land unit.

Control – When a country controls a hex, the hex will change to that country's color. Control allows the use of resources in that hex.

Modifiers – Rugged, airfield, combat modifier, land movement modifier, supply source, morale, production, oil, naval repair.

Rugged – Oil dependent land units cost 1 more operation point to move into the hex; attacking tank factors and retreat chance is halved. Defending tank factors are not halved.

Airfield – The terrain type allows for air units to be placed there.

Combat Modifier – Resources, terrain, and rivers modify the attacker's strength.

Land Movement Modifier – Some terrains increase movement costs for land units. But not all of a specific terrain type generates the same effects on units. It depends on how much of the hex is that type of terrain.

Supply Source – This resource is a main supply source.

Morale – This resource generates manpower and morale.

Production – This resource generates production points, manpower, and morale.

Oil – This resource generates oil points.

Strategic Resource – This resource adds +1% to the overall production of the controller.

Port – A port of 5 capacity or more can repair naval units. Naval units automatically repair 1 strength per turn unless set not to repair or the owner doesn't have enough production to repair the unit.

11.1 TERRAIN

TERRAIN

	Plains		Hill
	Forest		Desert Hill
	Forest Hill		Mountain
	Forest Mountain		Alpine
	Bocage		Desert
	Polder		Depression
	Jungle		Ice Sheet
	Jungle Hill		Swamp
	Jungle Mountain		Marsh
	Tundra		Impassable



RESOURCES

Manpower and Morale	
	Urban Areas
Production Point	
	Steel, Manpower, and Morale
	Iron Ore
Oil Production	
	Oil Field
	Synthetic Oil
	Biofuel
Strategic Resource	
	Rare Metals
	Agriculture
	Coal
	Bauxite

MAP ICONS

	Port		Supply Source
	Coastal Defense		Supply Depot
	MineField		Fortification
	Small Port & Airfield		Anti Air Guns
	Naval Loop		Strategic Bombing Damage
	Contested Hex		Airfield
	Landing Zone		Road
	Convoy		Rail
	Crossing		Ice Road

There are many types of terrain in the game. Each terrain type also has different possibilities that affect units.

TERRAIN ATTRIBUTES A				
TERRAIN TYPE	RUGGED	LAND/AIR COMBAT MODIFIER ^d	AIRFIELD	OPERATION POINT COST
Depression, Alpine, Ice Sheet	–	–	No	Impossible
Plains	No	None	Yes	2
Woods	No	-5% (1.05x)	Yes	2
Forest < 50% cover	Yes	-5%	Yes	2
Forest	Yes	-10% (1.1x)	No	2
Hills	Yes	-20% (1.25x)	No	3
Mountains	Yes	-60% (2x)	No	4
Marsh	Yes	-40% (1.66x)	No	3
Swamp ^b	Yes	-40% (1.66x)	No	3
Desert	No	-10% (1.1x)	No	3
Desert (with hills)	Yes	-10% (1.1x)	No	3
Tundra	Yes	-10% (1.1x)	No	2
Jungle ^e	Yes	-25% (1.33x)	No	3
Bocage	Yes	-20% (1.25x)	No	2
Polder	Yes	None	No	2
River ^c	No	-50% (2x)	No effect	0

- a. Same terrain may have different attributes depending where they are on the map
- b. Swamps are treated as forest in snow or blizzard.
- c. Rivers only affect land combat if those units are attacking a hex across it. Engineer specialization reduces the penalty to -25%. In blizzard weather conditions rivers provide no defensive bonus.
- d. Modifier also shown as reduced attacker combat value and defender's effective combat value due to attack reduction
- e. Japan has a special ability to fight in jungle. They ignore 80% of jungle penalty when attacking.

The side scenarios may differ in terrain movement cost due to a difference in scale.

11.2 RESOURCES

Resource Types – Ports, fortifications, urban large or small, oil fields, synthetic oil plant, biofuel, airfield, strategic resource, coastal defense, supply source, minefield, loops, and iron ore.

Strategic Resource – Rare metals, Agriculture, Coal, Bauxite

RESOURCE ATTRIBUTES

RESOURCE TYPE	NAVAL	LAND COMBAT MODIFIER	AIRFIELD	SUPPLY SOURCE	PRODUCTION	OIL
Port size 5-9	Repair + Protection	None	Yes	Port	None	None
Port size 2-4	Protection	None	Yes	Port	None	None
Port size 1 ^d	None	None	Yes	Port	None	None
Fortifications	None	-35% to -66%, Rugged	Some	None	None	None
Urban Large	None	-25% to -66%, Rugged	Yes	Main ^c	1-25 + Morale	None
Urban Small	None	-10%, Rugged	Yes	None	None	None
Oil Field	None	None	No	None	None	5-40
Synthetic Oil Plant	None	None	No	None	None	5
Biofuel	None	None	No	None	None	4
Airfield	None	None	Yes	None	None	None
Strategic Resource	None	None	No	None	+1%	None
Coastal Defense ^a	None	-20% Rugged	No	None	None	None
Supply Source	None	None	No	Any	None	None
Supply Depot ^b	None	None	No	Any	None	None
Minefield	Move if control	None	No	None	None	None
Loop	Movement	Movement	No	None	None	None
Iron Ore	None	None	No	None	5-40	None

a. The modifier only applies if any unit is attacking from a coastal or beach hex.

b. Extends the range of a supply chain if it is in supply itself from main or port supply or another supply depot. The supply depot chain can be extended 3 times.

c. Urban resources of 10 production or higher are main supply source. Some other hexes might be also. Showing the supply map will show all supply sources.

d. Port with a size of 1 have a special symbol on the map of the number 1 and an airfield.

Ports – Ports range from a size 1 to a size 9. A port with a capacity of 5 or higher repairs naval units. Ports generate 20 port supply stockpiles for every point of capacity they have. Each supply stock provides supply for 1 strength point of land or air unit. Ports of size 2-4 also protect ships from being attacked. Ships reduced to zero strength in a port have a high chance of not being sunk and of having 1 strength. Ports of size 1 to 4 are vulnerable to being attacked by an enemy surface fleet.

Each port has a port defense of 5. Ports of size 5 or higher may not be attacked by enemy surface fleets. Any number of naval groups may supply at a major port. Minor ports are limited to supplying as many naval groups as their port size. Ports can hold any number of naval groups but minor ports, size 1 to 4, have a supply restrictions and may not repair naval groups.

PORT ATTRIBUTES

PORT SIZE	NAVAL GROUPS SUPPLIED	DEFENSIVE GUN VALUE	REPAIR SHIPS
1	1	None	No
2	2	5	No
3	3	5	No
4	4	5	No
5	Unlimited	May not be attacked	Yes
6	Unlimited	May not be attacked	Yes
7	Unlimited	May not be attacked	Yes
8	Unlimited	May not be attacked	Yes
9	Unlimited	May not be attacked	Yes

Urban – Urban hexes are considered rugged as a terrain type.


Strategic Resource – Each strategic resource a player controls increases production by +1%

Minefield – A naval unit may move through a minefield only if it controls the hex it is in. Minefields appear only on beach hexes.


11.3 WEATHER

Weather

Clear


 Cold (clear no invasions)


 Rain

 Rain (no invasions)

 Heavy Rain

 Snow

 Blizzard or Frozen

 Frozen Port

Weather – Land, air, and sea hexes are affected by weather. This can impact air units, movement, spotting, and land combat. The game has many weather zones that change during a year.

WEATHER ATTRIBUTES

WEATHER	MOVEMENT EFFECT	LAND/AIR COMBAT MODIFIER	RECONNAISSANCE LEVEL MODIFIER	INVASION
Clear	None	None	None	Yes
Clear (Cold) ^c	None	None	None	No
Rain	+1	-50% / 50%	-1	Yes
Rain (Cold) ^c	+1	-50% / 50%	-1	No
Heavy Rain	+2	-50% / Can't Attack	-2 only surface combat	No
Snow ^a	+1	-35% / 50%	-1	No
Blizzard ^a	+2 ^b	-50% / Can't Attack	-3 only surface combat	No
Frozen Port ^a	+2 ^b	-50% / Can't Attack	No surface combat	No

- a. The USSR and Finland are winterized countries that fight better when there is snow or blizzard compared to non-winterized countries. A winterized country has no snow or blizzard effectiveness penalties.
- b. Fleets in water hexes that are under blizzard conditions are considered frozen and can't move.
- c. Cold is defined as any month in which snow or blizzard is possible. Cold turns do not allow invasions to occur in any weather.

Winterized countries may also add the winterized combat specialization to their land units gaining +100% combat bonus in snow or blizzard.

11.4 LOGISTICS

Rail – Land and air units may use rail points to move across the map. This kind of movement uses no oil. Each strength that a unit has costs a rail point to move. Rail also moves supply and resources to the country's capital.

Germany, the USSR, Spain, and Turkey have scorched earth policies. Countries with this policy automatically damage rail as the enemy occupies hexes that switch control. Rail is repaired at a rate of 3 hexes per turn if the map supply level is 5 or higher.

Road – Terrain effects are ignored when moving on a road.

Road of Life – This is a supply only road that is over water.

The Road of Life was the supply bridge to Leningrad during the German siege. Supplies were sent by boat and truck through Lake Ladoga or truck when it was frozen.



Naval Loop – Naval units entering a loop appear at its other end in a certain amount of turns. The naval loops at the bottom of the map take 2 turns to move through. Units in a loop may not be attacked.

Convoy Route – They are indicated in ocean hexes by a small transport symbol. These routes are used to carry resources from locations not connected by land to the Capital of the resource's controller. Merchant marine are used to carry the resources on a 1 for 1 basis per production or oil point. Convoy routes have no effect on port supply.

Convoy Route Name – Each route has a name signifying its escort zone. Convoy escorts are assigned to a zone. Any escorts in that zone will protect all production and oil going through that zone from enemy submarines. A maximum of 10 escorts can be used to attack a submarine regardless of the number of escorts in the zone. When resources travel through a zone, they are in one large convoy being protected by any escorts in that zone.

12. SUPPLY

All units need supply to recover strength, effectiveness, and upgrade.

Main Supply Source – Any urban resource with production of 10 or more and minor capitals in a home country hex that is owned and controlled by a country which has not surrendered is a main supply source. Some resources have a special symbol indicating they are also a main supply source.

Port Supply Source – Any controlled port is a supply source providing a limited supply stockpile for units.



Main Supply Source

Map Level 9 Supply

Port Supply Source

Port Supply Source
Expended All
Supply Stockpile

- Low Unit Supply
- Out of Unit Supply
- Used Truck Supply

- Priority Reinforcement
- No Reinforcement

Headquarter
Attachment

Unit Mode

Land hold

Air full support

Air full support (too weak to fly)



Damaged rail
with supply level 6

Main Supply
Source

Supply Level

No Supply due to
enemy controlled hex

Supply Depot – A controlled supply depot extends the range of the supply system as if it was a supply source. A supply depot needs to be in supply itself from a supply source via rail or road in order to extend its range. It may check supply from another supply depot extending the range 3 times.

Supply Stockpile – This amount determines how many strength points of units a supply source can supply. For each strength a land or air unit has, 1 stockpile is used to supply it. Main supply sources provide an unlimited stockpile. Port supply sources provide 20 supply stockpiles per port size level. Port supply increases in cost the farther it is from the source. Oil dependent units cost 20% more supply stockpile for every oil they use. When there isn't enough supply stockpile to supply a unit, the land or air unit receives no strength reinforcements, and only recover 3% of their effectiveness but their full unit supply level. This represents getting the bare minimum for the soldiers and local repairs

of damaged equipment using what is available. If a partial amount is recovered, then the unit recovers effectiveness based on the ratio of what they received from the stockpile relative to what they need. An exclamation mark on a port supply icon indicates that port has run out of supply stockpile to fully supply units but still provides basic supply.


The Axis have a German armored corps (20 strength costing 28 stockpile because it is oil dependent), 2 Italian infantry corps (20 strength and 20 stockpile each), 1 German air superiority group (20 strength costing 28 stockpile), and 1 Italian ground attack group (20 strength costing 28 stockpile) for a total of 100 strength and a 132 stockpile cost near Tobruk. Tobruk is a size 3 port and Bengasi a size 5 port within 10 hexes of the units. Together they can supply $(5 + 3) * 20 = 160$ strength of units in Libya. If the Axis were near Alexandria, they would be short supplies as Bengasi would be more than 10 hexes away and the cost to transport supply to these units would increase.

PORT SUPPLY EFFECTS

PORT DISTANCE	SUPPLY STOCKPILE COST PER STRENGTH	SUPPLY EFFECT WITH MAP SUPPLY LEVEL 1+
0-5	1 for 1	Base + HQ bonus + map supply level x 2
6-10	4 for 3	Base + HQ bonus + map supply level x 2
11-16	2 for 1	Base + HQ bonus + map supply level x 2
17+	Can't receive supply stockpile	Base / 2 or 3%, can use supply truck Receives no reinforcements
Out of port supply stockpile	-	Base / 2 or 3%, can use supply truck Receives no reinforcements

Port distance if half of what it is in WarPlan due each hex being four times the size of a European hex.

Naval Unit Port Supply – When naval units are at a major port, size 5 or greater, all naval units are resupplied at no cost to supply stockpile. When naval units are in a minor port, the number of naval groups that can be supplied is equal to the port size. All other naval groups will not be supplied.



The USA controls Pago Pago which is a port size 4. Up to 4 naval groups can port here and get supply from the port. If there are 5 naval groups the 5th naval group will not be resupplied and will suffer a supply loss as if it is at sea.

Map Supply Level – The supply level of a hex affects the amount of effectiveness recovered each turn by any units in that hex. Hexes with zero supply level are considered out of supply. Map supply levels start at 9 from the supply source. For each hex away from the supply source, this number is reduced by the motorized movement cost of the hex. A map supply level of 9 does not reduce when connected by undamaged rail.

Japan controls Hanoi (42,61) which is continuously connected by undamaged rail to Lao Cai (40,63). Lao Cai will have a supply level 9 as long as the rail lines are not damaged. If the rail line just Northwest of Hanoi is damaged due to partisans the supply level at Lao Cai is reduced due to no direct rail connection.

Unit Supply Level – This indicates how long a unit can stay in a hex of zero map supply level before suffering negative effects. A unit loses 1 unit supply level each turn in zero map supply level hexes. Naval groups lose 1 unit supply each turn from being at sea. Land and air units suffer penalties from having a zero unit supply level. Naval units can't attack when their unit supply level reaches zero and defend at 50% their effectiveness.

Effectiveness Modifier – The total of supply is discounted by how high in effectiveness a unit is. The less effectiveness it has, the more it recovers as part of the full amount. This reflects normal wear and tear usage of supplies and parts, soldiers getting ill, errors in logistics.

UNIT SUPPLY LEVEL EFFECTS

UNIT SUPPLY LEVEL	EFFECT ON LAND AND AIR	EFFECT ON NAVAL
Zero	A unit takes an additional 10% effectiveness loss. Land units lose 20% of their strength	Can't attack, defends at 50% effectiveness
1	A unit takes an additional 10% effectiveness loss	Normal operations
2	50% their operation points.	Normal operations
3	Normal operations	Normal operations
4	Using supply trucks when in supply	Normal operations ^a
5	–	Normal operations – Submarine groups
6	–	Normal operations – Submarine groups ^a
7	–	Normal operations – Submarine groups ^b
8	–	Normal operations – Submarine groups ^b
9	–	Normal operations – Submarine groups ^b

a. Fleet in port using oilers

b. Submarine groups with long-range advancement

Oil Supply – Oil-dependent units use oil to move and attack. Oil-dependent units also cost 20% more supply stockpile per each oil use point. These units include naval groups, armor, mechanized, USA infantry, and air groups. The table below shows the impact of a nation having no oil on oil dependent units.

Land Unit Oil Dependency – There are 2 unit classifications for oil dependency. Land units that have more tank factors than anti-tank factors are considered fully motorized. Land units with more anti-tank than tank factors are considered partially motorized. The only partially motorized unit in the game is the USA infantry unit which has an oil use of 1.

OIL EFFECTS ON UNIT MOVEMENT AND COMBAT

UNIT TYPE	MOVEMENT OIL USE	MOVEMENT	COMBAT
Land non-motorized	0	No effect	No effect
Land partially motorized	1	No effect	No effect
Land fully motorized	1	50% operation points ^b 3% effectiveness loss per operation point Loses 20% of their strength	Can't attack, can defend
Air	1	Can't move	Can't attack or defend ^a
Naval	0 ^c	Can't move out of port	Can't attack, can defend

a. An air unit defending over friendly territory has a 50% chance of using no oil to defend.

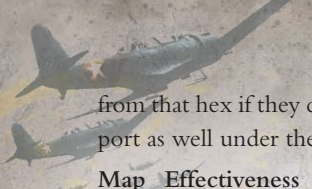
b. A fully motorized is a land unit which has more tank than anti-gun factors. They can't lose more than half their strength from this action.

c. Only uses oil to stay at sea

Supply Convoy Interdiction – After supply is calculated for a port, friendly and enemy fleets are automatically calculated for interdicting the supply line. Port supplies can be affected by enemy naval and air forces in the area with at least 1 operation point at the end of the turn. Naval forces need to not be transporting units, be within 2 hexes and enemy air forces within 4 hexes, or less if the air unit range is less, of the port to have a chance to affect supply delivered. Friendly air and naval forces automatically escort within the same ranges. Port levels can't be reduced lower than 1. The further away an interdicting enemy fleet is from the enemy port, the less chance the fleet has to interdict the supplies. There is a small chance a merchant marine point will get sunk if the supply convoy is interdicted. Escorts have no such penalty as they are considered as being with the supply transport coming into the port.

A truck supply or beachhead supply is in addition to other supply sources. Beachhead supply does not use trucks to generate extra supply. The supplies are considered dropped on shore.

Port Blockade – Small islands may be blockaded by a single naval groups. All other hexes can be blockaded by 3 naval groups. To blockade a port the fleet must be 1 hex away and able to move into that port



from that hex if they controlled it and have no enemy fleets next to that port as well under the same conditions.

Map Effectiveness Recovery – Map supply levels increase the effectiveness recovery of a unit. Headquarters also increase the effectiveness recovery of a unit. The base recovery is 6%. Each map supply level adds 2% recovery. A unit within the range of a headquarters adds another 4% to its recovery. When recovering effectiveness from map supply it is subject to a modifier

Effectiveness Modifier – The total of supply is discounted by how high in effectiveness a unit is. The less effectiveness it has, the more it recovers as part of the full amount. This reflects normal wear and tear usage of supplies and parts, soldiers getting ill, errors in logistics. The amount recovered from map supply is calculated as such.


(1 – current effectiveness) X map supply recovery amount.

The US 6th Corps with 60% effectiveness in main supply map level 9 with an HQ in command range would get a base of 6% + map level of 18% + HQ of 4% = 28%. Applying the formula $(1 - 0.60\%) \times 0.28 = 0.11 = +11\%$ effectiveness recovered.

Using a supply truck, beachhead, or air transport supply option on a unit gains a base recovery of 6% and +1 unit supply to the raw effectiveness score. A maximum of 34% effectiveness may be recovered per turn. A unit can benefit from only one HQ per turn.

After calculating the US 6th Corps map supply it recovered 11% effectiveness for a new amount of 71% effectiveness. They Allied player decides to use a supply truck to further increase its effectiveness. Now the US 6th Corps has a 77% effectiveness as supply trucks, and naval supply, recovery are added directly to effectiveness.

Weather Effects – Snow and blizzard reduce effectiveness recovered by 10% and 20%, respectively. If a country is winterized, the weather has no effect on their units.



The USSR is a winterized country that has no adverse effects from snow or blizzard.

Special Hexes – Some hexes are impassable such as Alpine, blocked off map corners, and blizzard blocked hexes. The last are special hexes where the weather is so bad during blizzards no trains can pass. These hexes allow no supply to pass into them.

Logistics Recovery Bonus – Each country gets a bonus +0 to +2 effectiveness recovery per unit depending on how the ratio of logistics is used to their maximum. The closer a country is to their maximum, the lesser bonus they may have. This reflects the ease of supplying a small army with a larger military capacity.

Supply Trucks – The use of a supply truck on a land or air unit already in map supply increases the unit's supply level by +1 and increases their effectiveness by +4%. Effectiveness can exceed 100%. A player can't use a supply truck with a unit not in supply.

Oiler – Oilers replenish the fleet's supply level to maximum but have no effect on effectiveness. Oilers can be used at port to put fleets above their standard unit supply level.

Headquarters – Each headquarter unit increases the map supply level by +1, to a maximum of 8 map supply, and gives a +4% effectiveness recovery to units within 5 hexes. This bonus also extends to level 0 map supply levels as long as the headquarters is in map supply level 1. A truck used on a headquarters will not supply the HQ but will supply all non-HQ units within a 1 hex radius of the headquarters using the appropriate number of trucks.

Railway – Railway does not reduce map supply levels for main or port supplies.

SUPPLY AND EFFECTIVENESS RECOVERY TABLE

MAP SUPPLY EFFECT	UNIT SUPPLY LEVEL	EFFECTIVENESS RECOVER
Base Recovery	Maximum to 3	+6%
HQ Bonus	–	+4% to units within 5 hexes
Main Supply, map supply level 1 or higher	Maximum to 3	Base + (2 x map supply level) + HQ bonus
Port Supply, map supply level 1 or higher	Maximum to 3	Base + (2 x map supply level) + HQ bonus ^b
HQ command range friendly hexes	Maximum to 3	+1 map supply level even if zero ^a
Port, no stockpile remaining, any level	Maximum to 3	Base / 2
No supply source	–1 per turn	–
Using supply truck	+1	+4%
Using beachhead supply ^c	+1	Base bonus
Weather is snow	–	–10% effectiveness recovery
Weather is blizzard	–	–20% effectiveness recovery
Impassable, blocked, blizzard blocked	0	None

a. HQ command range is 5 hexes

b. Port supply effectiveness recovery is based on the port supply stockpile available

c. A fleet may not supply an invasion if it is carrying land or air units

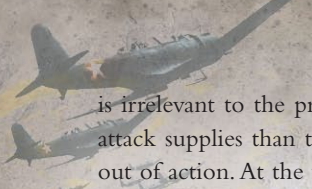
A Japanese HQ is at a map supply level 1 hex. Their presence extends supply for all hexes within their radius by +1 map supply including controlled hexes starting with zero map supply.

Putting It All Together – The blue port stockpile number on the information panel, indicates how much supply stockpile a port has left for units within the 16-hex range. This tells a player roughly how many more units a player can send to that port within 16 hexes and supply it. A player only needs 1 available transport to send supplies to a port. Enemy ships within 2 hexes, or enemy planes within 4 hexes, can interfere with the supply stockpile of a port. The closer the interdicting force is to the port, the higher the chance of success. Friendly naval and

air forces within those ranges will protect the incoming supply transport. Their range

166, 68 | USA | Port Supply: 146 of 180
Honolulu | Jungle (Clear) | Urban Port
Reconnaissance very high

⚓ 9 🛥 9 ⚡ 2 🛡 1.7x 🚁 0



is irrelevant to the protection level they provide. Thus, it is harder to attack supplies than to protect them. No port can be completely put out of action. At the very least units within range of the port will get the very basics of supplies so they don't wither and die.

Port supply and invasions are a matter of sea control. Losing control means the quick death of any invasion force that is challenged.

Oil Maintenance – All units require oil to keep them in. If no oil is available for an oil unit, the units do not get the base recovery for effectiveness but do get the supply level and headquarters effectiveness recovery. For land, air, and naval units in port, 1 oil stockpile of maintenance is used for every 3 units/naval groups on the map. For naval units not in port the naval group's oil use factor is used keep them at sea. Keeping naval units at sea is very expensive. Units on a map supply level 9 do not use oil as they get supplies directly from the train. Oil maintenance reflects trucks driving supplies to the units from the rail.

WW1 Battleships – Many nations had older WW1 battleships that used coal as well as oil. These battle groups have the advancement warships and have their oil use reduced by 1.

Foot Army – Some nations do not use as much motor transportation and are considered a foot army.

China and Communist China are the exceptions to this rule. They are considered foot armies and require no oil maintenance.

Oil Use In Combat – Oil dependent units also use oil to attack and defend. Land and air units will use their oil use factor every time they attack in a turn. They will use it once if they move. Naval units are not subject to combat oil use as this is already factored into their maintenance. Defending air superiority groups have a 50% chance not to use oil when defending over friendly territory.

Repairing Resources – Resources are repaired automatically at a rate of 2 per turn if they are in a main or port supply hex.

13. MAP INTERFACE

Enemy 1 or more hexes away



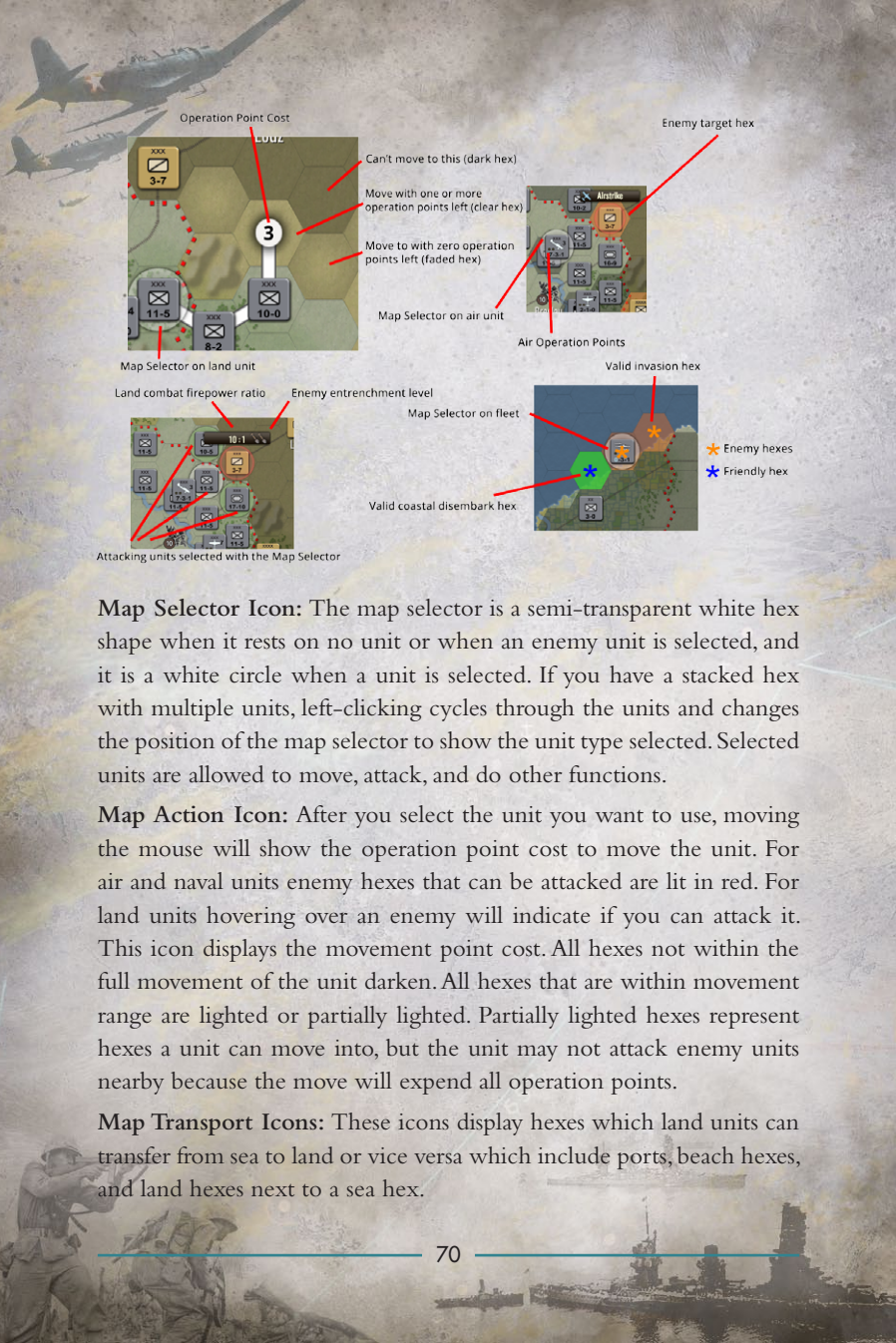
Land unit next to enemy



Clicking on Enemy – Selecting an enemy gives a player some information about that unit. How much information is given on a unit depends on the reconnaissance level of the unit. If the enemy unit is far from the front line, no information will be given. The counter will only indicate if it is a land, naval, or air unit.

Information Display – At the bottom left of the screen is the hex information display. It will show various kinds of data about the hex. That bar may be moved anywhere around the screen by grabbing the left side grip of the bar. If the bar does not show on the screen, it can be reset in the Options menu with the Reset Panel button.


MOVE GRIP	X, Y, Controller, Supply Source and port supply stockpile
	Name of location, terrain, weather, resource name
	Reconnaissance level
	Port size, supply level, anti-air guns, defense value, production or oil with damage



Map Selector Icon: The map selector is a semi-transparent white hex shape when it rests on no unit or when an enemy unit is selected, and it is a white circle when a unit is selected. If you have a stacked hex with multiple units, left-clicking cycles through the units and changes the position of the map selector to show the unit type selected. Selected units are allowed to move, attack, and do other functions.

Map Action Icon: After you select the unit you want to use, moving the mouse will show the operation point cost to move the unit. For air and naval units enemy hexes that can be attacked are lit in red. For land units hovering over an enemy will indicate if you can attack it. This icon displays the movement point cost. All hexes not within the full movement of the unit darken. All hexes that are within movement range are lighted or partially lighted. Partially lighted hexes represent hexes a unit can move into, but the unit may not attack enemy units nearby because the move will expend all operation points.

Map Transport Icons: These icons display hexes which land units can transfer from sea to land or vice versa which include ports, beach hexes, and land hexes next to a sea hex.



Small Island landing zones are considered beach hexes.

Enemy Target Icons: These display hexes which land, naval, and air units can attack.

When a friendly land is selected and the mouse hovers over an enemy land unit next to it, a red hex appears over the enemy signifying it may be attacked.

When a friendly air unit, or fleet with carriers, is selected, enemy targets will be red according to the air mission selected.


When a friendly naval unit is selected, enemy fleets will only light up in red if that fleet is next to the friendly naval unit.

Targets will only light up if the unit has at least 1 operation point remaining.

UNIT INFORMATION AND OPTIONS


When a unit is selected, a box will appear in the upper left corner detailing information about the unit's condition. This will show available options for the unit and supply condition. Actions that are available will have a button or toggle appear to allow the action. If tooltips are enabled, all the icons will display their functions.


Land Modes

 Defend

 Hold


Air Modes

 Support

 Mission

Naval Modes

 Fleet

 Raider

Mode Toggle – Each unit, or fleet, has a mode toggle in the upper left corner to indicate how the unit will behave in combat situations.

Repair/Upgrade Toggle – By default all units are enabled for upgrades and repairs. A player may disable that feature on a unit to save production.

Details Button – This shows specifics of a unit's statistics. It allows the unit to be disbanded or renamed. Land units have a split or detach option. A player may disband any non-HQ unit to recover its logistics cost and half of its production. Only a land or air unit in

General Information

Unit Mode
Land - Defend / Hold
Air - Support / Mission
Naval - Fleet / Raid

Oil Stockpile
Air Transports

Status Toggle

Land/Air - Transport, Supply Truck, Rail

Unit details

Prioritize reinforcements and upgrades

Change Advancement

Strength
Effectiveness
Experience
Supplies

Advancement

Combat values

Entrenchment Level

Supply stockpile cost

Specialty Points

May Specialize

Shimomura Sadamu
Combat: 7 Mobility: 4 Tenacity: 8

Change general on headquarter units

Naval and Air

Naval/Air - Air Missions

Naval - Invasion Toggle, Oiler, Beach Supply

Bottomed naval group

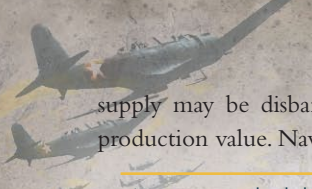
unselected naval group

Selected naval group

Select all surface and carrier groups (except Patrol)

Unselect all groups

Select all submarine groups



supply may be disbanded to recover the manpower and 50% of its production value. Naval units may not be disbanded.

A unit may only disband if it is in map supply, not in an enemy zone of control, and has not moved for the turn.

Priority Button – Below the details button is the priority button. Enabling this means the unit will get reinforcements before any other unit if production is allocated and available to reinforce and repair a unit.

Embark – When the land unit is at a port, it may use a transport point for every strength point to embark to sea. When a unit embarks, it will use transports of the major power controlling the land unit. Land units starting in a port with full operation points may embark and perform a naval move. Land units with less than full operation when at a port may embark but the naval fleet may not move. Land units that are in port with zero land movement may not embark. Neutral countries may not embark land or air units.


Air Supply – Any unit that is out of supply may call an air transport to drop supplies to it within 6 hexes of any air group. These supplies are not as good as being in primary or port supply. They raise the unit supply amount +1. Air transports are subject to interception and can be destroyed. Minor countries will use their own air transports.

Supply Trucks – Using a truck increases the unit supply level and effectiveness. Supply trucks can be used only on land and air units.

Rail Move – A unit on a rail hex can strategically move to any other level 9 supply rail hex connecting to its origin. One rail point is required for each strength point being moved. Land and air units may use rail move.

Change Advancement – Allows a land unit or air group to change their advancement.

Land Unit – Must be in supply with a cost of 1 production per strength point.



Air Group – Must be in supply with a cost of 1 production per strength point and 2% experience.

Changing advancements takes the lower of the two advancement years to prevent upgrading without paying for the upgrade.

Modes – Land units have two different configurations

Defend – The unit will hold position as best it can until forced to retreat by combat.

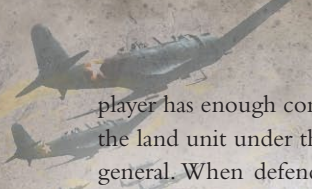
Hold – Two retreat checks are made instead of one. If the first retreat check is successful the unit takes an additional 33% combat losses instead of retreating. If the second retreat check is also successful the unit retreats but still takes the additional damage.

Specialty – A non-HQ unit may have a specialty. If enough specialty points are available, a bottom panel will appear on a land unit giving it the option to specialize. Only land units may gain specialties.

HEADQUARTER SPECIAL ABILITIES

Command Range – HQs have a command range of 5. Units within 5 hexes may use the HQ's benefits. HQ actions taken and benefits affect units within the command range. The HQ's command range ability extends from a naval fleet but its supply benefit does not.

General – If the unit is an HQ, it will also have a general panel attached at the bottom. A player may change the HQ's general for another using command points. A player can always choose a subordinate for no cost. The better the general, the more command points that general costs. Each country generates command points every turn to add generals to new or existing HQs. When a unit is in combat, it will locate the closest HQ to its location within 5 hexes to call upon its general for support in the battle. In each battle fought in land combat, the general has a chance to increase mobility or combat attributes. There is a very small chance a general will get killed in action. If this happens, a subordinate will replace him. A player can replace the general if that



player has enough command points. When attacking the nationality of the land unit under the map selector determines the nationality of the general. When defending the nationality of the defender determines the nationality of the general defending.

The Axis are attacking Tobruk in Libya with the 1 German armor and 2 Italian infantry corps. The German armor is the unit under the map selector. The attack will use a German HQ general. On the Allied turn a coordinated attack from Tobruk and East of Tobruk attacks the vulnerable Italian corps to break the encirclement. An Italian general is used to defend the Italian unit. If an Italian unit was under the map selector when the attack was performed on the Axis turn an Italian general would have been used.

Call Air Offensive – An HQ may call an air offensive to bomb all enemy land units within the HQ’s command range. Air offensives use every available bomber in support mission mode. Each enemy unit within range will be attacked once by a bomber.

Air Missions – Players select the air mission for the unit to perform.

Naval – Lights up naval targets within range

Land – Lights up land targets within range

Airfield – Lights up air targets within range

Strategic – Lights up strategic targets within range

Embark – Same as land units but in addition air units require full operation points to embark.

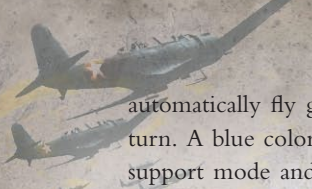
Supply Truck – Same as land units.

Strategic Move – Same as land units.

Mode – Air units have two different support modes

Mission Support – Air units fly player-directed missions only on their turn. Air superiority doesn’t escort or intercept. Bomber groups do not support ground units in land combat even on an enemy turn.

Full Support – Air superiority groups automatically fly intercept and escort missions even on an opponent’s turn. Bomber groups



automatically fly ground support missions even on an opponent's turn. A blue colored triangle icon on the air unit indicates it is in support mode and is strong enough to fly support. A red colored triangle icon on the unit indicates that the air unit is in support mode but it is too weak to fly support. Air units are considered weak when they are below 50% strength or 50% effectiveness.

Change Advancement – Air unit in supply may refit its aircraft and change its advancement at a cost of 10% experience.

Use **Mission Mode** to set air units to rest so they can recover strength and effectiveness.

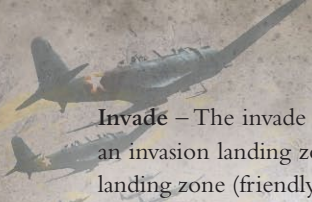
NAVAL UNIT (NAVAL GROUP)

Naval groups make up a fleet. Fleets function as a larger unit comprising 1 or more naval groups. They fight together, take damage together, and move together. Operation points are shared. Naval groups may be selected or unselected by clicking on the name of the group. Any selected group moves with the fleet. Any groups not selected are left behind. Fleets in port have no stacking limit. Fleets sent out to sea have a stacking limit of 20 total ships with a limitation of 6 carrier groups per fleet. Submarines can only stack with themselves outside of a port with a limitation of 5 submarine groups per fleet. Carrier groups have the same air missions as land-based air unit have.

Fog of War – Fleets are invisible if their hex's detection level is *reconnaissance very low*. Fleets can be revealed through the use of COMINT units, engaging in battle, or retreating.

Bottomed Naval Groups – Units that are bottomed are stuck in port until fully repaired.

Naval groups bottomed in ports that have no repaired facilities are considered effectively sunk.



Invalidate – The invalidate toggle lights up available landing locations: red if an invasion landing zone (enemy controlled) and green if a disembark landing zone (friendly control without a port). Each strength point of a land unit uses 1 landing craft when invading or disembarking to a coast with armor units costing double. Landing craft are consumed when a unit invades or disembarks into a friendly non-port hex. Invading puts a fleet in fleet mode, uses all remaining operation points, and removes the night movement indicator. A fleet may move and invade if it has operation points remaining at the end of its movement. Partisans and garrison status land units may not invade or disembark to a coast.

The key to successful invasions is control of the surrounding sea area with naval and air.

Oiler Resupply – This restores the unit supply of each naval group to its maximum.

Beachhead Supply – A fleet may act as a supply truck for every land unit within a 1 hex radius of the fleet. This action uses the fleets remaining operation points and puts the fleet in fleet mode. A fleet may not perform a beachhead supply if it is carrying land or air units.

Mode – Fleets may raise or lower their ability to search and be found by its mode. Fleets may change modes if they have 2 operation points available or are in port.

Fleet – The fleet is actively searching for other fleets to engage in combat. Fleets that perform an invasion or a beach disembark are automatically placed in fleet mode.

Raider – The fleet purposely tries to avoid combat except when attacking convoys for production or supply. When the fleet is in raider mode, the reconnaissance level of the hex is lowered by 1. Fleets in raider mode can't attack enemy fleets but can defend vs attack. A fleet may not change modes once it moves.



14. MOVEMENT

Movement is done with operation points. Naval fleets have 2 operation points. Land units have many operation points, and their movement is affected by terrain and weather. Air units have 2 operation points, and their movement is not affected by weather but may be affected by terrain.

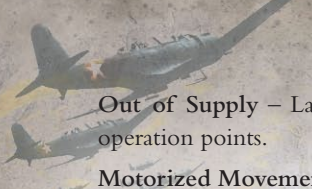
14.1 AIR UNIT

An air unit may move only to a friendly controlled land hex that is an airfield by terrain type or constructed airfield. Only 1 air unit per hex is permitted. Each operation point allows the unit to move its range. Terrain hexes that prohibit an air unit without an airfield are mountains, forest, alpine, jungle, swamp, and marsh. Air units lose 15% of their effectiveness when they move. Players may purchase airfields to allow air unit movement to the terrains normally not allowed.

14.2 LAND UNIT

A land unit may move according to its operation points. Terrain, weather, and zones of control determine how many operation points are used to enter a hex. A defender that retreats loses its zone of control in the hex it just left. Enemy air units overrun by land units lose strength according to their current effectiveness and go to the deployment queue to be redeployed next turn. A land unit may not enter a hex if it does not have all the operation points to do so unless it has not moved. Land units are always allowed to move at least 1 hex regardless of weather, zone of control, or terrain. Land units may not move into lakes or beach hexes but may invade or disembark on them. Units lose 1% effectiveness per operation point they use to move.

Oil-Dependent Land Units – These units require oil to attack. This includes armor, mechanized, and sometimes infantry classes depending on the country.



Out of Supply – Land units with unit supplies of 0 get 50% fewer operation points.

Motorized Movement Penalty – Land units that are oil dependent are subject to a motorized movement penalty of +1 in any terrain that is considered and rugged unless it also contains a road or undamaged rail.

Overrun – Land units may overrun enemy fleets and air units. Fleets retreat to sea and air forces are placed on the deployment queue taking damage according to their effectiveness.

Zone of Control (ZoC) – All corps and army-sized land units exert a zone of control in the 6 hexes surrounding them if they can normally move to those hexes. The ZoC costs an additional 2 movement points to enter. Divisions do not exert a ZoC. ZoC is exerted even if there is an enemy unit in the hex.

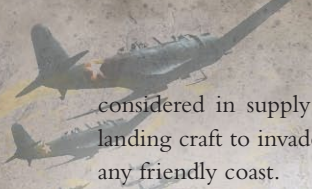
14.3 NAVAL FLEET

A naval fleet may move only to empty water hexes, beach hexes, friendly canals, friendly minefields, or friendly ports but may not pass or enter enemy ports, canals, or minefields. Naval units get 2 operation points. Each operation point allows the fleet to move 24 hexes. Ending a move in a port uses all the fleet's operation points. Neutral countries may only change ports within the fleet's full movement range.

Surface Fleet – This fleet has only surface naval units which include battle, cruiser, and patrol groups. This group can only engage in surface combat. Surface combat is fighting other fleets, or submarines that are next to or on a non-ocean tile.

Carrier Fleet – This fleet has a mix of surface and carrier units. This group engages other fleets with air missions. Carrier fleets may attack any other fleet type.

Transport/Invasion Fleet – This is any fleet with a land or air unit. This fleet may not attack other fleets but does defend vs attacks. They may disembark a land or air unit at any supplied port. Ports are not



considered in supply the first turn they are captured. They can use landing craft to invade enemy beach and coastal hexes or disembark at any friendly coast.

Submarine Fleet – Submarine units may base at a port with other naval units but may only travel outside the port with other submarine units. Submarine fleets may be attacked by surface fleets only if they border a non-ocean hex. Carrier fleets and air units may always attack submarine fleets.

Night Move – A fleet that starts in a port, has 2 operation points, and has moved 6 hexes or fewer will be considered doing a night move. Only fleets with surface groups can perform a night move. Night moves are not subject to air attacks from air units or carriers. Night moves drop the chance of being found and finding other fleets by 50%.

Naval Dots – When in port naval dots may appear in white instead of black. White dots show that some naval groups have moved this turn and others have not moved in this port. Any naval movement ending in a port uses all the operation points of the fleet entering the port.


14.4 RECONNAISSANCE

Naval ID Level – Information on enemy fleets is determined by the reconnaissance level of the hex the enemy fleet is in. At the start of a turn all enemy fleets have a check run on their current reconnaissance level for information on the fleet. Only fleets with a low reconnaissance level or higher have a chance of revealing information. If a player left-clicks an enemy unit, the reconnaissance report on that unit will be shown.

Very low – No identification is shown. Only counter identification shows if it is a submarine fleet or a ship fleet.

Low – The number of ships in the fleet is estimated and will show on the unit.

Medium – As low level but information on one capital ship is revealed. *High* – The full composition of the fleet is shown.



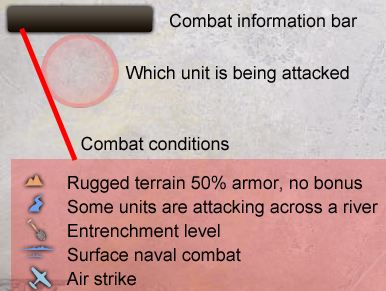
Italy has a fleet of 3 naval units in Naples and a fleet of 3 naval units just outside Cyprus which is owned by the U.K. The Allies player doesn't know the composition of the fleet in Naples because the reconnaissance level is very low. But the fleet off Cyprus has a high reconnaissance level. There is a high chance of detailed information about this fleet at the start of the Allied turn.

Land and Air ID Level – Land and air units are also subject to reconnaissance. Land and air units next to an enemy reveal the most information with estimated combat value shown. If enemy unit is at a reconnaissance level of high or better, the type and name will be shown. If enemy unit is at a reconnaissance level is less than high a land or air symbol will be shown.

15. COMBAT

Units may keep attacking as long as they have operation points. Land units and surface naval fleets have a range of 1 and can only attack units next to their hex. Air units, Submarine fleets, and Carrier fleets have ranges greater than 1 and can attack without being next to an enemy unit. Fleets with carrier groups that attack use only the carrier groups to attack but defend vs air strikes with all the ships in the fleet.






Fleets with carrier groups can't conduct surface attacks against naval surface groups, only air attacks. After each combat all units involved in an attack lose readiness and gain experience from the combat. Attackers and defenders suffer effectiveness loss from attacks.



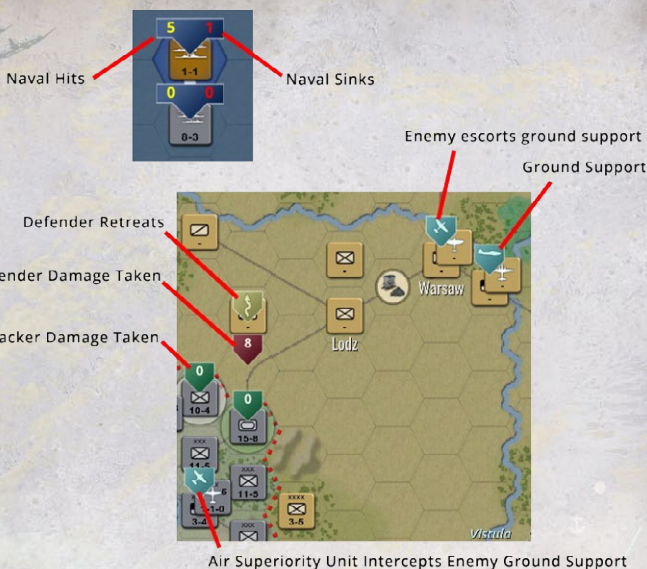
Combat information bar

Which unit is being attacked

Combat conditions

-  Rugged terrain 50% armor, no bonus
-  Some units are attacking across a river
-  Entrenchment level
-  Surface naval combat
-  Air strike

LAND, AIR, AND NAVAL COMBAT

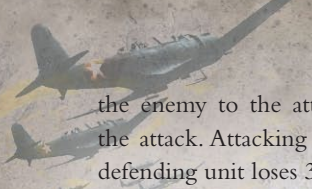


Note: For a fleet to qualify as a carrier fleet, it must have at least 1 carrier group that has a supply level of 1 or higher. Otherwise it will be considered a surface fleet. Carriers with supply levels of zero can't fly their aircraft.

15.1 LAND COMBAT

Land combat is the most important combat aspect of the game. Land units take victory hexes and protect territory.

Once a land unit is selected, it can attack alone or add other units that are adjacent to the potential enemy as long as they are on the same land mass. Holding down the Control key and hovering over a friendly land unit adds that unit to the attack. Holding down the Shift key and hovering over the enemy land unit adds all the units surrounding



the enemy to the attack. Left-clicking anywhere on the map clears the attack. Attacking costs 1 operation point and 6% effectiveness. A defending unit loses 3% effectiveness per attack.

Hovering over an enemy hex during an attack will display the attack odds and levels of defender entrenchment. Attacks with 2:1 odds or less are generally poor attacks. Attacks with 4:1 odds or greater are generally good attacks. Those with 3:1 odds have a fair chance of success. The higher the attack odds, the greater chance an enemy unit will retreat. Defender entrenchment levels lower the amount of damage inflicted on the defender and impact the odds.

During a land battle attackers and defenders have a chance to send in a bomber to support ground units with a fighter escort/interceptor if the air unit has operation points available. Any air units set to *support mode* will assist with air support. The strongest air units in ground support mode are called in for support on both sides.

Any of the attacker's fleets not in a port next to a defender may also add in their naval bombardment support to the attack. Any defending naval units not in a port in the defender's hex may also add in their naval bombardment support to the defense of the hex.

Land attacks also use the general closest to their location within the 5-hex command radius to the battle. If no headquarters are within 5 hexes, then a subordinate commander will be used for the battle. Subordinate commanders have lower ratings than named generals. Each country has different values for their subordinate commanders.

When performing land combat, the odds might not seem correct in some cases. All units and odds are rounded as part of the fog of war system. For example, an enemy unit might show as a 4 defensive combat factor but might actually be 4.1 or 4.4. The odds might show as 3:1 but actually be 2.5:1.

Contested Hex – The hex a land combat occurs marks that hex as contested until the end of the turn. Empty contested hexes may not be used for calculated retreat.

Land Retreat – The combat odds, experience, and some modifiers determine if the defender retreats. Terrain, tanks, generals, entrenchment, and the defender's anti-tank gun factor modify the base chance of retreat. High odds, 4:1, tank factors, and infiltrator specialty increase the chance the enemy retreats. Terrain, tanks, anti-tank specialty, and guns lower the retreat chance. A land unit may retreat up to 2 hexes. They retreat to their closest friendly supply source. If a hex is not available within one move, then a unit checks if it can retreat 2 hexes. It may always retreat over friendly land units. If it can't retreat within 2 hexes, it shatters if it can trace to a supply source or surrenders if it can't. A land unit can't retreat through enemy controlled or empty contested hexes. Retreating land units will select hexes not next to enemy land units as a priority when retreating. The hex of the retreated unit loses its ZoC and destroys all anti-air factors in the hex as it leaves.

RETREAT CHANCE ^B

EFFECT	MODIFIERS
Combat Odds Multiple ^a	x15%
Each Attacker Tank Factor ^a	+3%
Infiltrator Specialty ^a	+5%
Each Defender Tank Value	-6%
Each Defender Gun	-6%
Defender Experience	-(25% x defender experience%)
Each Value Difference in Mobility of Generals	-2% / +2%

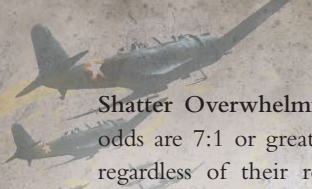
- a. All attacker values are halved when attacking into rugged terrain
 b. All values are based on the unit's effective combat fighting power not absolute values

TENACITY RESIST SURRENDER A B

GENERAL VALUE	CHANCE OF SURRENDER				
0-5	6	7	8	9	10
100%	90%	80%	50%	10%	5%

- a. When retreat chance is less 34% and a defender is surrounded
 b. Each tenacity value gives a 10% chance a unit will retreat instead of shatter when facing 7:1+ odds

Japanese generals have an incredibly high tenacity level. Combat is more intense and they tend not to surrender.



Shatter Overwhelming Odds – Defending land units in which the odds are 7:1 or greater have a very good chance of being destroyed regardless of their remaining strength. When a unit shatters it is completely destroyed with some manpower returning to the owner's pool. Units also shatter if they have no retreat path and are next to a friendly land unit. When a unit shatters, each strength point has a 10% chance to escape being destroyed. Strength points that escape are added back to the player's manpower pool along with the production for those strength points.

Shatter with No Retreat Path – Defending units that are forced to retreat but can't due to too many friendly units surrounding can shatter as long as they can trace a friendly path to a supply source. When a unit shatters in this manner, each strength point has a 90% chance to escape from being destroyed.

Land Combat Rounds – Each round of land combat fires a certain attribute of the units involved in the battle. In each round damage is applied to each side by that type of attribute.

Round 1 – Artillery and the air unit ground supporting the attack

Round 2 – Defender Guns

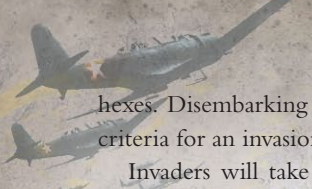
Round 3 – Tanks (halved in rugged terrain when attacking)

Round 4 – Attacker Guns (halved attacking)

Round 5 – Firearms

Damage – Units receive and defend against damage taken. Damage that isn't blocked by a unit's defense has a 40% chance to be converted to an effectiveness loss representing injured men and equipment.

Invasions – For a player to invade a location the player must embark a land unit on to a transport at a port. If there is a fleet at the port already, the embarked land unit will be part of the fleet. The fleet then can move to a location next to or on top of hexes that can be invaded. Any hex that has water on it can be invaded. Full land hexes can't be invaded. Hexes in which both land units and fleets can move to are considered coastal hexes. Hexes in which fleets may move into and land units can only unload from landing craft into are considered beach



hexes. Disembarking is unloading on a friendly hex that meets the criteria for an invasion.

Invaders will take 1 strength point damage for every 10 strength points of enemy land units around the hex they are invading. Armor and mechanized will take double the amount of damage. If the weather is not clear, this amount will be tripled. Marine divisions take half the total amount. After a unit successfully invades a hex they will have 50% of their operation points left with a maximum of 2 operation points.

The US VII corps attempts an invasion at hex 135, 53 (Normandy beach). The weather is clear and there is an enemy division and small corps in Cherbourg and the forest west of Caen. VII Corps will lose 3 strength points on their invasion. If it was raining, they would lose 9 strength points during their invasion. If an American armor was invading, it would take 18 strength points of damage next to two units, in the rain, and for being an armor unit.

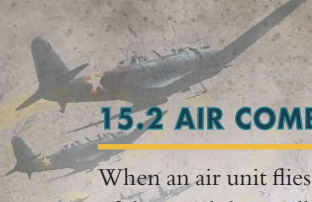
Generals – HQs may have generals attached to them which affect all units within its command range in land combat. If no general is assigned, then a default general, called a subordinate, will be assigned who will be weaker than a selected general. Generals have 3 attributes: combat, mobility, and tenacity. When land combat occurs, the attacking and defending generals compare their attributes which affects combat. Generals improve with combat experience.

Combat – Affects how well each general is at inflicting damage on the enemy and reducing damage to their forces

Mobility – Affects the chances of retreating

Tenacity – Affects the intensity of combat and the chance a defender surrenders in low attacks with a less than 34% retreat chance

Assigning a high combat and mobility general to an HQ would be a good idea when attacking. Putting a high combat, low tenacity general would be better when delaying. And putting a high combat, high tenacity general would be better when defending a position you don't want to give up. Generals with a 9 tenacity rarely surrender.

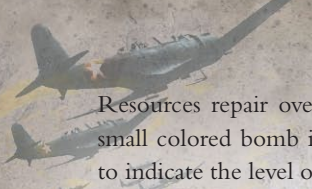


15.2 AIR COMBAT

When an air unit flies a mission manually or automatically, the defender of the attack hex will send up its strongest air superiority unit that is at least half its maximum strength to intercept. This unit must be in *support mode*. The attacker will also fly escorts to defend the air unit performing the mission using the same requirements as the defender. Air combat is fought between the 2 players and then the mission continues if the air unit is still alive. All air missions are subject to weather, ground anti-air factors, resources, and terrain effects. At most 4 air units are involved in air combat. An air unit may fly a mission, support, escort, or intercept twice a turn including the enemy's turn.

Air Strike Military Units – Players may use an air unit to attack another unit. Air units damage the strength and effectiveness of other units. Only the first air strike on a land or air units may cause strength loss. Land units that are unknown never suffer a strength loss. An air unit can't destroy another unit except a naval unit, a unit being transported by sea, or a land unit on a beach hex. An air or land unit destroyed at sea also destroys the transport points it is using. Land, and air, units subject to an air strike have diminishing returns on their effectiveness from further ground strikes for a maximum of 40% effectiveness loss. Each air strike on a land unit also has a fair chance to interdict its movement. If a unit becomes interdicted, it will lose 33% of its operation points on the opponent's turn. An interdicted unit's operation points show as a red down arrow on the unit information panel of the opponent. It will not show up on the attackers turn. Any land unit on a beach hex will take three times as much strength damage from air attacks as land units on a partial or full land tile. A land unit being transports will take three times as much effectiveness loss from air attacks. An air superiority unit has 1/3rd their air combat strength when flying as a bomber.

Air Strike Production – Bombers may bomb and damage resource hexes with production or oil. Land anti-air fire in the hex will shoot at attacking bombers before strategic bombing damage is applied.



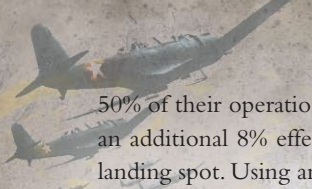
Resources repair over time on their own at a rate of 2 per turn. A small colored bomb icon will appear next to the production number to indicate the level of damage with yellow being light damage, orange being moderate, and red being heavy damage.

Ground Support – During land combat air units in *support mode* on the attacker's side will attempt to provide directed air attacks toward the defending unit adding bombing factors to the attack. The defender will attempt to do the same. Only one bomber unit can be sent by either side to a single combat. Air units must have operation points to perform ground support.

Naval Damage – Naval units are subject to damage more often than land and air units. Each damage on naval units has a chance of scoring two levels of critical hits. It is possible for one damage hit to sink a naval unit. Each critical hit level doubles the initial damage point. A maximum of 4 strength damage is possible from one hit due to critical hits. Naval groups sunk in port have a high chance of bottoming out. This means instead of being destroyed they stay at 1 strength and can be repaired.

Supply Convoy Raider – Air units within 8 hexes, or fewer if their range is shorter, of an enemy port that have remaining operation points at the end of their turn might intercept and attack the supply convoy of an enemy and reduce its stockpile for the port. The air unit must be in support mode and have naval attack mission selected. They will still be able perform all actions available on the enemy turn.

Air Transport Supply Drop or Paratrooper Drop – An unescorted air transport is always shot down if the defender has air superiority groups in range in support mode. An escorted air transport mission has a high chance of success depending on air-to-air combat results. The more losses the escort receives, the greater the chance of the air transport being destroyed. If a paradrop mission is unsuccessful, the player loses an air transport, the paradrop unit loses 50% of its strength, and its effectiveness is drastically reduced. Paratroopers that survive air to air combat automatically land at their target. When landing they lose



50% of their operation points and 24% of their effectiveness. They lose an additional 8% effectiveness for each enemy land unit next to their landing spot. Using an air transport uses 1 oil.

Paratrooper drops are not allowed on small islands that are occupied by an enemy land unit.

Anti-Air – Anti-air values are a separate factor that fire before any air mission applies its damage. Each anti-air point has a chance to damage an air unit or carrier air factor. Anti-air in a hex adds to the anti-air value of a unit. Hex anti-air may be moved once placed if a land unit occupies the hex. The anti-air is moved to the deployment queue using some rail capacity. Neutral countries may build and place anti-air but not move it.

15.3 NAVAL COMBAT

All naval units are visible on the map. What is not known is their composition and numbers. At the start of every turn reconnaissance levels are calculated for the map. The level of reconnaissance is higher closer to land a player controls and lower the farther away the hex is from land controlled. Players must find enemy naval units at sea to engage them in combat and identify their composition. Different modifiers affect the reconnaissance level of the hex which affects how often they are spotted.

Targeting Profile – Depending on the type of naval engagement, target profiles will be different. In naval air or air to naval attacks carrier and battle groups have a higher target profile for attackers and are more likely to get targeted. In surface engagements cruisers and destroyers are more likely to get hit since they are usually the screening force. When a submarine fleet attacks any other kind of fleet, damaged carrier groups get targeted even more often. Targeting is done by adding all the target values together on a list then rolling a random number from zero to the total of the list.

TARGET PROFILE VALUES

NAVAL GROUPS	AIR ATTACK	SURFACE ATTACK	SUBMARINE ATTACK
Carrier group	6	1	6 or 9 if damaged
Battle group	4	2	4
Cruiser group	2	3	2
Patrol group	1	3	1
Submarine group	1	1	1
Transported Unit ^a	4	1	4

a. Land and air units being transported take triple damage from attacks

The Italian fleet was attacked by two carrier groups of the Royal Navy in the Central Mediterranean while trying to support an invasion of Malta. The Italian fleet consists of a battle group, 2 cruiser groups, and 2 patrol groups. In total they have a 10-point target profile. For each hit a roll of 1–4 hits the battle group, 5–8 hits one of the cruiser groups, and 9–10 hits one of the patrol groups.

Surface or Carrier Attack Qualification – Each group in a fleet must have a supply level of 1 or higher for the whole fleet to attack. Any naval group that has a zero supply level will prevent the fleet from attacking. A player may remove zero supply naval groups by moving them to another location so the fleet can attack. Fleets that are transporting land or air units may not attack but can defend. Fleets in a port may not attack but can defend. Defending naval fleets have no requirements about supply but any ship at zero unit supply will fight at 50% its current effectiveness. Fleets may not attack out of a port but may attack a port subject to the port's naval defenses. Ports have defenses equal to their port size value with a minimum of 3 defense which can fire upon enemy fleets attacking the port.

Zero Supply Naval Groups – If a naval group has a zero supply level, it defends at half its values.

RECONNAISSANCE TABLE

CONDITION	RECONNAISSANCE LEVEL MODIFIER
Clear	None
Rain	-1
Heavy Rain	-2
Snow	-1
Blizzard	-3
Night Move	Spotting chance halved
ID Level of the enemy fleet	+0 to +3
Raider mode	-1

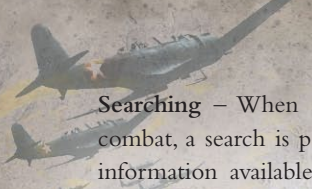
NAVAL COMBAT PERMISSION TABLE

ATTACKER FLEET	DEFENDER FLEET	DEFENDER LOCATION	ATTACK POSSIBLE
Carrier	Carrier	Any	Yes Clear, Cold, Rain, Snow
Carrier	Surface	Any	Yes Clear, Cold, Rain, Snow
Carrier	Sub	Sub on or next to non-ocean hex	Yes Clear, Cold, Rain, Snow
Carrier	Surface	Night Mission at sea	No
Surface	Carrier	At sea	Lower chance to spot
Surface	Carrier	In Port	Yes ^a
Surface	Surface	At sea	Yes
Surface	Surface/Sub	In Port	Yes ^a
Surface	Submarine	Sub on or next to non-ocean hex	Yes
Surface	Submarine	Sub is on and is next to all ocean hexes	No
Submarine	Carrier	Any	Yes
Submarine	Surface	Any	Yes
Submarine	Submarine	In Port	Yes ^a

a. Only in ports size 1 to 4. Ports size 5 and higher may not be attacked

Note: No fleet can attack out of a port. It must move to a non-port hex to attack an enemy.

The hex just outside Tokyo will be a high reconnaissance level on the Axis turn. Axis fleets will have an easy time spotting Allied fleets that enter that hex. On the Allied turn the reconnaissance level of that hex is very low. Allied fleets will have a difficult time searching for Axis fleets on their turn.



Searching – When a fleet right-clicks on another fleet to initiate combat, a search is performed based on the reconnaissance level and information available of the unit. Different modifiers apply due to mode, day or night mission, fleet size, and weather. A larger fleet has a greater chance of spotting and being spotted. If a search is successful, combat occurs. If the search is unsuccessful, an operation point is spent and combat does not occur. When a fleet searches there is a 40% chance they spot the enemy out of range and increase their identification level. Regardless of results, any fleet that attempts to engage in combat will have its own reconnaissance level increased.

The US player notices several Japanese fleet counters just outside Rabaul. The US doesn't know the composition of the enemy fleets. Attempting to engage the enemy fleets have a small chance of success. The Japanese have a high chance of success in engaging US fleets in that area because they control all the land.

Patrolling Enemy Naval and Air forces – Enemy air, submarine naval forces, and surface naval forces have a chance to intercept a moving fleet at their destination hex. Enemy fleets need to be within a 5 hex range of the destination. Air units need to be within a 10 hex range, or less if their range is less, of the destination hex. The closer a moving fleet is to the actual location of the patrolling unit the higher the chance of interception. Units patrolling do not change positions. They simply attack any fleets entering their radius. A moving fleet may only be intercepted once per operation point used. An enemy fleet or air unit may only intercept twice during a turn. If a moving fleet is intercepted a round of combat is fought. Fleets must be set to fleet mode at a non-port water hex to patrol. Air units must be in support mode to patrol. When intercepting the best air unit will be used and the largest fleet will be used. Weak fleets where more than 50% of their maximum strength is damaged will not be selected. An initial Spotting Number determines the chance of interception based on the Spotting Matrix listed below. The base spot number is 10.

INTERCEPTION MODIFIERS

MODIFIER DESCRIPTION	SPOT NUMBER MODIFIER	SPOT MATRIX MODIFIER
Base Spot Number	10	
Fleet and air unit distance to enemy	-1 per hex distance	
Enemy naval fleet in raider mode	-1 ^a	
Enemy naval fleet ID level	+0 to +3	
Enemy naval fleet next to Friendly hexes	Halves distance per hex	
Every 3 air strength factors		+1%
Each enemy or friendly naval group		+1%
Enemy naval group night mission		50% of final result
Fleet is transporting land or air unit	+2	

a. Does not apply when the fleet is in port.

SEARCH AND SPOTTING MATRIX

RECONNAISSANCE LEVEL	VERY LOW ^c		LOW		MEDIUM			HIGH		VERY HIGH	
Spot Number	0	1	2	3	4	5	6	7	8	9	10+
Spot Chance ^{a,b}	1%	2%	3%	5%	7%	10%	20%	38%	65%	90%	100%


a. Each previous attempt to find an enemy fleet has a 40% chance to get an increase in the enemy's fleet ID level to help with future searches.

b. On the enemy's turn when intercepting the spot number is based distance to the enemy fleet. On the moving player's turn the spot number is based on the hex's reconnaissance value.

c. Fleets in a hex with reconnaissance very low will be invisible on the enemy turn.

The Japanese navy sails an invasion force of 1 battle group, 2 destroyer groups, and a division to invade Port Moresby. A fleet of 5 US cruiser groups are patrolling nearby. The Japanese move to the Southeast coast to attempt an invasion and get intercepted. The cruiser fleet inflicts more than 50% damage on the enemy invasion fleet. The Japanese fleet retreats.

Pursuit Combat – A fleet composed of battle, cruiser, patrol, and carrier groups may perform pursuit combat after moving and expending all their operation points and their move ends within combat range of the enemy. This allows units to attack enemy fleets even if their operation points are all used. Pursuit combat is done as normal combat with some differences. Moving fleets must be in fleet mode, not have been intercepted, not end their move in port, and not combine with another



fleet. Normal search rolls are made. Any combat is at 50% combat value. Surface fleets will not succeed in pursuing a carrier fleet.

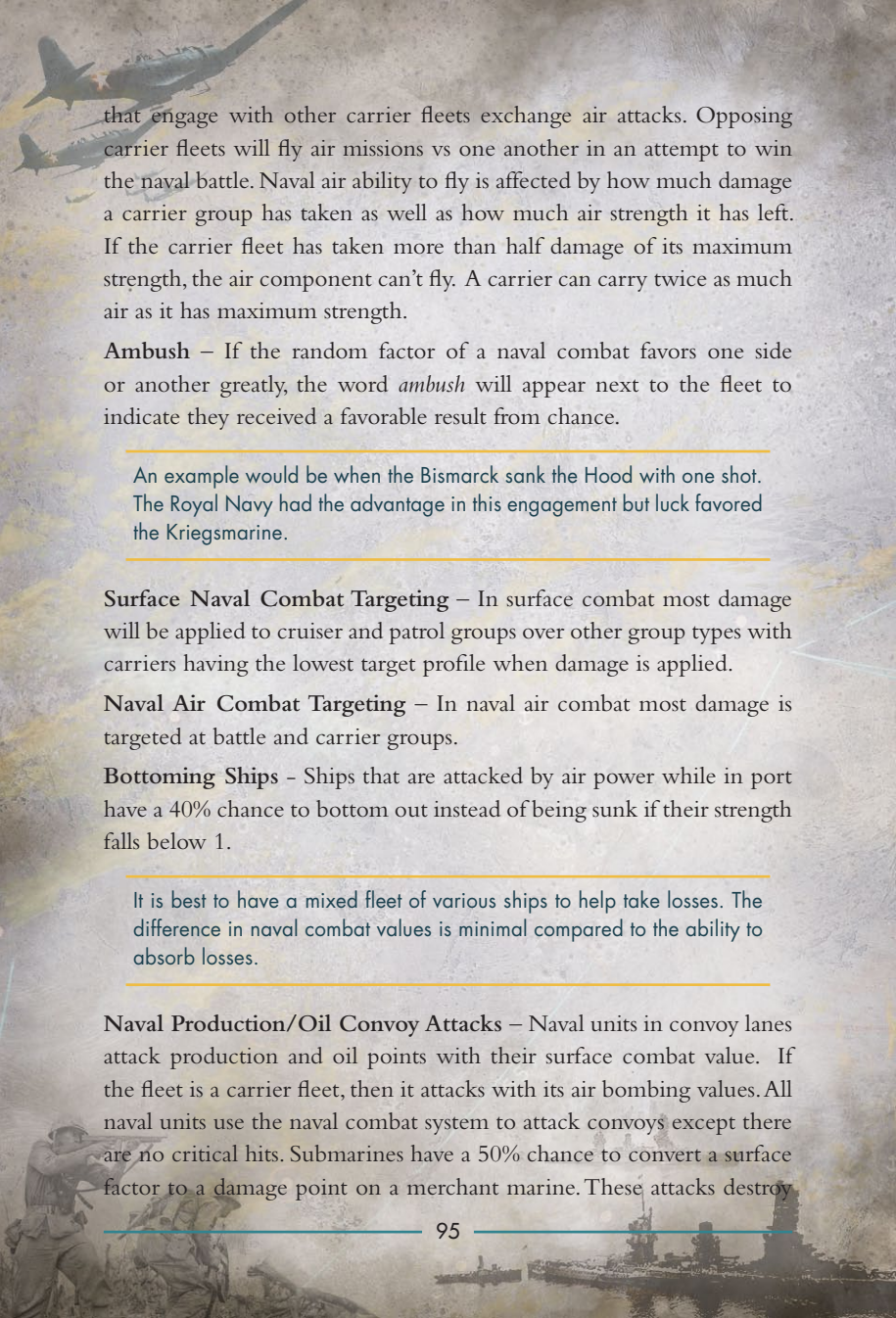
INTERCEPTION AND PURSUIT TABLE

MOVING FLEET MODE	ENEMY FLEET MODE	ENEMY AIR INTERCEPT	ENEMY NAVAL INTERCEPT	PURSUIT COMBAT IF INTERCEPT FAILS
Raider	Raider	Yes full combat	No	No
Raider	Fleet	Yes full combat	Yes full combat	No
Fleet	Raider	Yes full combat	No	Yes half combat
Fleet	Fleet	Yes full combat	Yes full combat	Yes half combat

Surface Combat – Fleets with only battle, cruiser, or patrol groups may engage in surface combat with other carrier, surface, or transport fleets. A surface combat fleet attacking a carrier fleet has a much smaller chance of being able to engage it in surface fleet. Surface combat uses the surface factors of a fleet. Each surface factor has a 25% chance to score a hit. Each hit has 2 chances to score a critical hit which can cause 4x the initial damage. A ship's defense check can halve the damage. An experience check can reduce additional effectiveness loss from damage. If a defending fleet suffers more than 50% of their total maximum strength, not including transports, it will retreat to the lowest reconnaissance level sea hex within 3 hexes. Fleets never retreat when attacked in port.

A US division is low on effectiveness in San Cristobal. The US runs 2 destroyer groups from Suva to resupply it. The Japanese have their fleet in Truk and send 2 cruiser groups in response to attack the resupply fleet. It will take 2 operation points to get next to US fleets. Since the supply running ships do not want to be spotted they are in raider mode. Due to the Japanese having to expend 2 operation points to get to San Cristobal they have to rely on pursuit combat at 50% damage and hope they inflict enough to force a naval retreat.

Carrier and Light Carrier Units – Carriers act as floating air units. They can fly air missions vs land, air, naval, and production targets just as an air unit can. It still must search for enemy naval fleets. Carrier fleets



that engage with other carrier fleets exchange air attacks. Opposing carrier fleets will fly air missions vs one another in an attempt to win the naval battle. Naval air ability to fly is affected by how much damage a carrier group has taken as well as how much air strength it has left. If the carrier fleet has taken more than half damage of its maximum strength, the air component can't fly. A carrier can carry twice as much air as it has maximum strength.

Ambush – If the random factor of a naval combat favors one side or another greatly, the word *ambush* will appear next to the fleet to indicate they received a favorable result from chance.

An example would be when the Bismarck sank the Hood with one shot. The Royal Navy had the advantage in this engagement but luck favored the Kriegsmarine.

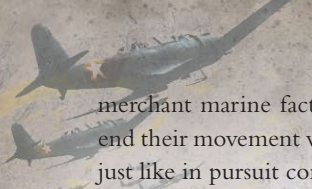
Surface Naval Combat Targeting – In surface combat most damage will be applied to cruiser and patrol groups over other group types with carriers having the lowest target profile when damage is applied.

Naval Air Combat Targeting – In naval air combat most damage is targeted at battle and carrier groups.

Bottoming Ships – Ships that are attacked by air power while in port have a 40% chance to bottom out instead of being sunk if their strength falls below 1.

It is best to have a mixed fleet of various ships to help take losses. The difference in naval combat values is minimal compared to the ability to absorb losses.

Naval Production/Oil Convoy Attacks – Naval units in convoy lanes attack production and oil points with their surface combat value. If the fleet is a carrier fleet, then it attacks with its air bombing values. All naval units use the naval combat system to attack convoys except there are no critical hits. Submarines have a 50% chance to convert a surface factor to a damage point on a merchant marine. These attacks destroy



merchant marine factors and occasionally an escort factor. Fleets that end their movement with zero operation points inflict 50% the damage just like in pursuit combat.

The Admiral Graf Spee moves into the UK convoy lanes to raid in the South Atlantic. If it moves 24 hexes or less to a new convoy lane it inflicts full raider damage. If it moves more than 24 hexes using both its operation points it will inflict half raider damage on the convoy land.

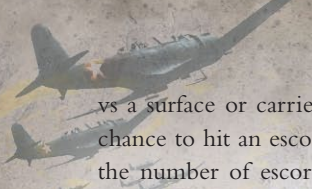
Safe Convoy Route – Depending on the scenario some sea convoy routes are considered protected. This means they may not be attacked by sub or naval forces.

Air Production/Oil Convoy Attacks – Air units above 50% strength and effectiveness, with naval mission selected, will attempt to attack enemy convoys within range on the enemy's turn. Air units will attack the closest convoy hex to them once per enemy turn. Each escort in the lane has a small chance to damage the air raider. There is no limit to the number of escorts that can damage air raiders.

A good strategy is to place extra escorts in a convoy lane that is being raided by air units. There is no limitation on how many air strength points an escort may shoot down. This represents the introduction of carrier escorts in convoy lanes.

Supply Convoy Attacks – Enemy naval units within 2 hexes and air units within 4 hexes of a port receiving supplies have an opportunity to affect the port's supply stockpile. Friendly naval at sea and air forces within the same range protect the supply convoys. The closer an attacker is to the port the better chance of affecting the port's supply stockpile. Defending forces fully protect the supply convoy no matter their range from the friendly port. Attacking subs will be damaged by naval and air forces even if in open ocean as this is considered a convoy attack.

Convoy Escorts Attacking Submarines – Players can assign escorts to production convoys. The escorts attack only submarines but will scatter



vs a surface or carrier fleet as best they can. A submarine has a 10% chance to hit an escort. Convoy defense is determined by two factors: the number of escorts and the ratio of escorts to merchant marine. An escort can defend 5 merchant marine at maximum capability. A maximum of 10 escorts can defend vs a convoy attack at maximum efficiency no matter the size of the convoy. This means for every 5 merchant marine only 1 escort is required to maximize protection in any one convoy route. Escorts have 1 anti-sub value that increases as the convoy escort advancement increases.


Sub Hunters – Naval fleets on a convoy hex icon will protect all friendly convoys routes within a 24 hex radius by adding a bonus to any escorts protecting those routes vs subs within the radius. Carrier groups add a 1% bonus to convoy escort damage chances vs subs. Destroyer groups add a 0.5% bonus to convoy escort damage chances vs subs.

To benefit from the sub hunter bonus a convoy route must also have escorts assigned to it. Destroyers were assigned as convoy escorts on occasion but they were not nearly as effective as destroyer escorts. They were specifically suited to hunting submarines. Destroyers defended combat fleets, destroyer escorts defended merchant marine.

MERCHANT MARINE AND ESCORTS

ESCORT COUNT IN ZONE	PROTECTS MERCHANTS FULLY	ESCORT COUNT IN ZONE	PROTECTS MERCHANTS FULLY
1	5	6	30
2	10	7	35
3	15	8	40
4	20	9	45
5	25	10+	Any amount

On September 1, 1939 the United Kingdom has 57 resources in the North Atlantic convoy route, 60 resources in the South Atlantic convoy route, and 65 resources in the African Coast convoy route they need to protect vs German U-boats. They start the game with 24 escorts. Their



escorts can work at full capability if they are split between the 3 convoy zones. But they will not maximize protection. If the United Kingdom player places 10 in two zones and 4 in the African Coast, they can fully protect and maximize the capability of their escorts in the North and South Atlantic but the African Coast convoy line will be weaker in the capacity for escorts to protect the merchant marines.

The only way to defend vs surface and carrier fleets attacking a convoy route is to attack them with fleets.

Anti-Submarine Operations – A surface combat fleet may only attack a submarine that is adjacent or on any non-ocean hex. The attacking fleet uses its anti-sub factors vs the submarine. The submarine uses half its surface factors vs the surface fleet. A carrier fleet may attack a submarine as if it was an air unit. When a carrier fleet attacks a submarine it uses 25% of its naval air power.

Carrier escorts, CVEs, only sunk 53 u-boats out of the 785 sunk during the war.

Submarine Attacks – A submarine fleet may attack any unit within 5 hexes of its position. Submarine fleets have a chance to surprise the enemy fleet and be able to attack and apply damage before being attacked back. It is possible for a submarine fleet to attack twice in a turn if positioned correctly. When attacking submarine fleets, use their full surface factors.

Invasion – A fleet with land units and enough landing craft may toggle the invasion button to show the potential hexes. The map selector will choose the first land unit in the stack of ships but any land unit may be selected. Right-clicking a red-lighted hex will move the selected land unit to that hex as an invader. If the hex is lit green, the land unit will disembark to the friendly target hex. If more than one land unit is selected, the 1st land unit in the fleet will invade instead. Land units that invade lose half their operation points. If they land next to enemy land



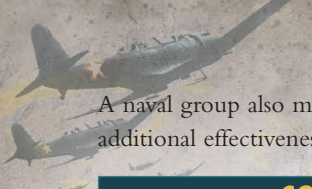
units, they may take damage. A player may toggle off the invasion icon to cancel the invasion. Invading uses all of the fleet's operation points.

Naval Shore Support – A naval unit will automatically provide offensive and defensive shore support with its surface factors if it is next to the hex of the land attack.

CV and CVL units also provide support from their aircraft to the invasion.

Strength Loss in Combat for Land and Air Units – Any unit that takes damage in combat has a chance to resist damage with its defense value. If a defense check is successful, the damage is resisted. If the defense check is missed, a casualty check is made. A successful casualty check converts the damage to a loss of effectiveness.

Strength Loss in Combat for Naval Groups – If damage is scored on a naval group, there are 2 chances of doubling that damage with critical hits, 30%, and 10%. This has the capability to quadruple the damage a naval group takes. Any unit that takes damage in combat has a chance to resist damage with its defense value. A resist chance halves the damage.



A naval group also makes an experience check. If the check is missed, additional effectiveness is lost.

COMBAT EFFECTIVENESS LOSS						
UNIT TYPE	ATTACKING	DEFENDING	DAMAGE CONVERSION LOSS	CONVERT DAMAGE	ADDITIONAL	SECONDARY LOSS
Land	6%	3%	3%	Yes 50%	No	None
Air	6% ^a	6%	2%	Yes 33%	No	None
Naval	8%	8%	2%	No	Yes ^b	Up to 4x damage

1st naval critical chance 30%, 2nd naval critical chance 10%

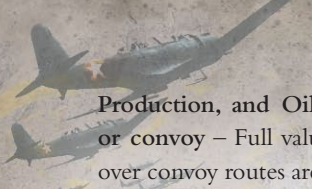
a. Strategic bombers lose 8% effectiveness.

b. If random roll 0–100% > Experience % the unit takes addition effectiveness loss.

16. PRODUCTION

Countries generate production points from urban areas, iron ore resources, strategic resources, and trade that represents mostly steel. Countries generate oil from oil fields and oil synthetic plants to be used to move and engage in combat with oil-dependent units. Production and oil are connected via supply lines, railways, and convoy routes. Resources must be transported to the capital of a country to be used. Resources that generate production are always on a railway or have port access. Production may be affected by the enemy in only two ways: strategic bombing a resource or attacking a convoy. Production is modified by status level, strategic resources, and a country's economic multiple. As the game progresses each country's economy multiple increases. Each country has a different economic multiple value. Unused production and oil is saved each turn in the stockpile. There is a limitation to the amount of oil a country can save based on their oil silo capacity.

Economy Multiple – This is how much of the industry and workers a country is utilizing for military production.



Production, and Oil in owned and controlled in supply via rail or convoy – Full value is added to the stockpile. Any resources going over convoy routes are subject to being raided. If a production resource is conquered and controlled, it yields 33% of its original value. Oil resources always yield 100% of their value even if conquered.

Strategic Resource Controlled in Supply – Each strategic resource increases the total production by 1%

Saved Production from Allied Minor – Major power gets 50% of the production from its cooperating minors that are part of its alliance. The player is responsible for building minor country units with any resources that the minor saves.

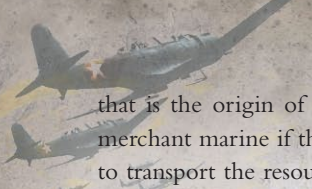
Saved Oil from Allied Minor – Major power gets any extra oil from the minor country that cooperates. A minor will first use its own oil to supply oil-dependent units. Some minor countries produce no oil and need oil shipped to them so their armies can be maintained properly.

Oil Silos – Each country has a limited amount of oil they can refine into fuel and store based on the total of a base of 200 plus (production + base oil production) X economic multiple. A country has a minimum of 200 oil silos.

The Japanese need to be conservative with oil and save as much as they can when they have the advantage. Late in the war the Allies should be able to cripple the Japanese oil convoys.

Production might be transferred overseas in cases where there is no direct land route to a nation's capital. Resources follow the closest convoy route available.

Merchant Marine – Resources transferred over a convoy route require merchant marine. The game automatically calculates how many merchant marine a country will need to transport the resources. If a player lacks the ships required, the difference percentage is taken from the total shipped. Production and oil are equally affected. The game pulls merchant marine from the receiver of the trade. If the country



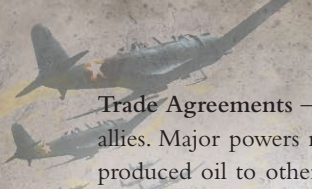
that is the origin of the trade is a major power, it will then pull its merchant marine if the destination country doesn't have enough ships to transport the resources and the originator is part of the destination players alliance. Transporting production that is owned or controlled uses the printed map value in determining how many merchant marine are used. Transporting production between two different countries the production stockpile is used. Convoy attacks are only conducted vs any countries at war involved in the trade.

Japan has 58 oil resources between the Netherlands East Indies and Borneo. The Allies have crippled their merchant fleets and only 46 are available. Only 46 oil will be transferred to Japan.

Manpower – Each country produces manpower. Manpower is used to create new units. Each strength point of a unit consumes 1 manpower to purchase it. Repairing units requires production and manpower. If manpower drops below 50% of its maximum, the default experience also begins to drop. Manpower production drops when home country resources with production or morale are captured by the enemy.

Logistics – Each country has a set amount of logistics. This value determines how many units a player may purchase and have on the map or deployment queue. Each unit uses logistics for each strength point it has. Some units use more logistics than others per strength point. Regular infantry type units use the least amount of logistics while air units use the most. Naval units do not use logistics. Once logistics reaches zero, a player may only build support units with no logistical cost. Logistics is measured from a unit's maximum strength not its current strength.

Shipyards – A country may only purchase, or have in the deployment queue, the shipyard value of naval groups no greater than the number of shipyards it owns. Shipyard cost is based on the logistical cost of the naval unit being built.



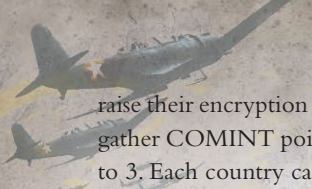
Trade Agreements – Countries may send production and oil to their allies. Major powers may trade up to 25% of production and 25% of produced oil to other nations. Some trade agreements are already set up as events in the game depending on certain situations occurring. Event trade agreements may not be canceled, but voluntarily created agreements may be canceled. Trade agreements follow the same resource transport rules as controlled production.

TRADE CREATION	
COUNTRY	TRADE
United Kingdom	Full
Japan	Full
United States of America	Full
Soviet Union	Minors Only
All other nations	Automatic to controller

Unit Cost – Each unit comes with a specific cost in production points. A unit's advancement year increases the base production cost of the unit. When replacements are sent to reinforce a unit, these same costs apply.

17. INTELLIGENCE COMMUNICATIONS (COMINT)

Players use communications intelligence, or COMINT, to gather information on the enemy and protect themselves from the enemy gaining information on their units. This is based on the country's level of encryption. Each country can buy code breakers to crack the enemy encryption. The more a country's encryption is broken the greater chance for a successful intelligence operation with better results. The target player doesn't know how much their encryption is broken. The player using COMINT has an idea of how well they are doing by intelligence results. When intelligence scans are yielding a lot of medium and high results the enemy cypher is fairly well cracked. When the results are low then it is not. A country may rework encryption to



raise their encryption level and lower its chance to be broken. Countries gather COMINT points based on production + a random number of 0 to 3. Each country can perform 3 actions with COMINT points.

Break Code (60 COMINT points) – Lower the encryption of your opponent. This ability may be used once per turn per target nation.

Communications Intelligence Unit (40 COMINT points) – This unit is created in the war panel and appears as a reinforcement in the deployment queue. It may be deployed to any enemy land hex or friendly nation hex that is cooperative. Deploying the COMINT unit increases the detection levels by +3 to +6 within its 5 hex radius and reveals invisible fleets. Overlapping COMINT zones do not stack. Once a hex has benefitted from the effects of a COMINT unit it can't be further affected by other overlapping COMINT unit deployments.

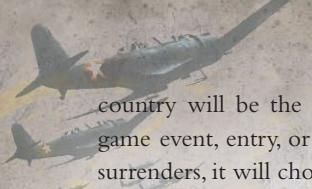
Rework Encryption (120 COMINT points) – Increases the country's encryption level making it harder to break and COMINT units less effective.

The Allied player will have an advantage in COMINT point production. Japan needs to be conservative in the use of COMINT.

18. DIPLOMACY AND WAR

Countries have 7 different attributes that impact how diplomacy: morale, morale break point, status level, loyalty, alliance, influence points, and political power. They have 4 different actions vs other countries: declare war, influence, intimidate, and force surrender.

Major and Minor Countries – U.K., France, U.S.A., U.S.S.R., Germany, and Italy are major countries in the game. All other countries are minor countries. A minor country automatically declares war on its major country's enemies when it joins an alliance or declares war on another country. Minor countries have their own production and statistics. With few exceptions the closest major power to a minor



country will be the one it aligns to if it joins an alliance either by game event, entry, or being declared war on. If its major country ally surrenders, it will choose a new major allied country.

Morale – Morale is the willingness of the country to fight. If morale is reduced to zero, a country will surrender. Morale also impacts manpower. As morale drops, manpower production also drops for that country. Morale is directly linked to large urban areas which affect population.

Morale Break Point – Most countries have a morale break point of zero. This means all the major urban production resources must be captured to force them to surrender. Some countries such as France and Italy will have a higher than zero break point. If the morale drops below the break point the enemy can be forced to surrender. Some countries have endless morale and will never surrender.

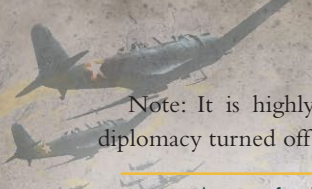
Status Level – This reflects how close a country is to entering an alliance based on its loyalty. When the status level is 100%, it becomes part of that alliance.

Loyalty – Loyalty is the alliance a country is leaning towards. Influencing countries of the same loyalty as your alliance has a better success chance than influencing countries of opposite loyalty.

Alliance – When a country is 100% status, it joins an alliance. Only a non-neutral major power may declare war on any country not of their alliance. Minor countries automatically declare war on enemies of that alliance based on which major power is their ally. The alliances are Axis or Allies. An alliance of *Neutral* simply means the country has not chosen a side. Neutral countries may not declare war on another country but may influence or intimidate another country.

Influence Points – Each country generates influence points during the game. Up to 5 influence points may be saved at any one time.

Influence Power – This reflects how politically strong a country is. Stronger countries have a better chance to influence other countries and a lower chance to be influenced.



Note: It is highly recommended that scenarios are played with diplomacy turned off.

In WarPlan Pacific diplomacy has been turned off for all scenarios but is still available as an option in the editor if a player wants to make other scenarios.

19. VICTORY

During the game each side and each country on each side score victory points by capturing and holding objectives. Victory points can be viewed in the *War Panel*. A side that scores the greatest number of victory points by the end of game and still has a major power that is not conquered wins the game. Victory is also scored per individual country. If Italy takes more territory and holds out later, it can win the game for itself more than Germany. This allows the game to be played as a team or as individual victory.

Each scenario will detail the victory points required for a minor victory or a major victory. It is possible that neither side achieves its victory point conditions and the game is a draw. At the end of the game a tally of all victory points is shown. An alliance automatically wins if it conquers all the major powers on the opposing side.

20. MULTIPLAYER

Play by email uses Matrix's Multiplayer server system. This uploads and downloads turns to the matrix server. Players that need to save in the middle of the turn save their games to the server.



21. REFERENCES

Brute Force – John Ellis

The World War II Database – John Ellis

Why the Allies Won – Richard Overy

The Military Atlas of World War II – Chris Bishop

How to Make War – James F. Dunnigan

Wages of Destruction – Adam Tooze

Encyclopedia of the Second World War – Wheal, Pope, and Taylor

Black May – Michael Gannon

Eagle Against the Sun – Ronald H. Spector

Japan's War – Edwin P. Hoyt

When Titans Clashed: How the Red Army Stopped Hitler – David M. Glantz and Jonathan M. House

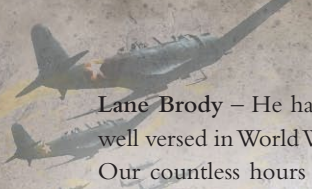
Struggle for the Middle Sea: The Great Navies at War in the Mediterranean Theater, 1940–1945 – Vincent P. O'Hara

22. CREDITS

KRAKEN

Angy Brooks – She is wife and soul mate who pushed me to do what I am passionate about. She is also an amazing UX designer. Angy assisted me in developing the interface and user experience for the game to make it flow well.

Hubert Cater and Bill Runacre – They are Fury Software and put out an excellent series called Strategic Command. I created a popular mod based on World in Flames for Strategic Command 2 and designed 2 expansion packs for their Strategic Command 2 Series. I created their image importer for Strategic Command 3. Hubert helped me get my foot in the door with Slitherine/Matrix to make my game come to life. They are both incredibly good people and I enjoyed working with them. They create great games which are available at Matrix Games.



Lane Brody – He has been a friend of mine for over 20 years who is well versed in World War 2 military history and an excellent war gamer. Our countless hours of discussion and play testing improved the A.I. systems for Assault on Communism. He assisted me in designing and balancing the game model that led to WarPlan.

The Game Testers – Thank you for all your patience and input to make this game better. The Pacific naval system is incredibly difficult to design for an A.I.. I couldn't improve it without your help.

Art – Jose Ramon Faura designed the map, resources, game play icons, and unit counters art.

Art – Jeremy Simmons designed map, logo, and background art.

Music – Ian Laurence created 12 pieces of music for the game.

SLITHERINE

CEO

Iain McNeil

CFO

JD McNeil

CMO

Marco A. Minoli

Technical Director

Philip Veale

Creative Director

Richard Evans

CEO, Matrix Games LLC

Erik Rutins

Senior Producer


David Sharrock

Producers

Mark Hardisty, Neil McKenna

Project Manager

Josh Fan



Assistant Producers

Jenny Zsibrita, Anny Sims

Marketing Coordinator

Francesca Passoni

Brand Manager

Alberto Casulini, Roberta Migliori, Francesco Mantovani

Social Media Manager

Bruno Bontempo

Media Relations

Paolo Paglianti

Production Design

Adriana Bienati

Lead Artist

Pat Ward

Artist

Koen Bekkema

Manual Layout

Myriam Bell

Operations Lead

Matthew Ravenwood

Operations Team

Sam O'Neill, Joseph Stephenson

Administration

Dean Walker

Admin Assistant

Richard Baker

Customer Support Staff

Paulo Costa, Joseph Miller

Web Development

Valery Vidershpan, Andrea Nicola, Fernando Turi